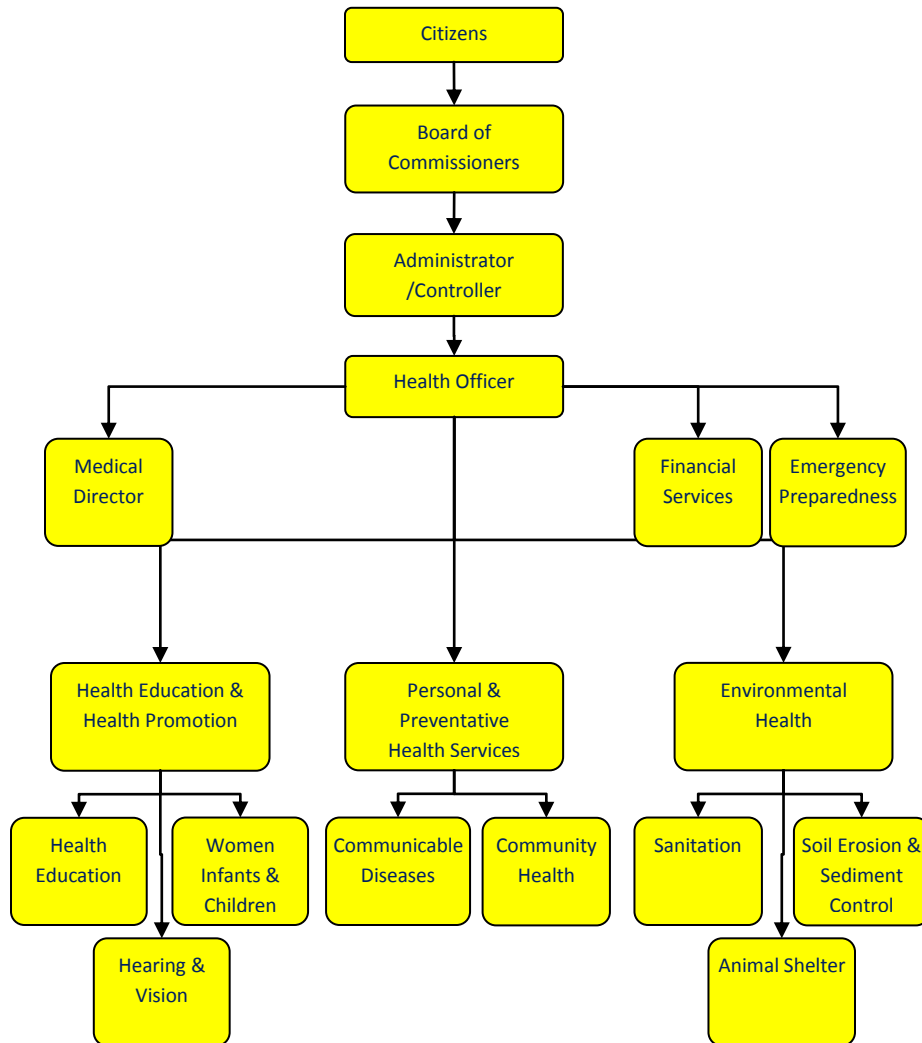


Communicable Disease Control



Activities

Communicable Disease Control monitors and manages over 100 reportable diseases. TB control provides treatment to persons with active disease and latent infection. Treatment includes contact follow-up, medication, education, monitoring clients, specimen collection; direct observe therapy, and case reporting to the MDCH.



Mission Statement

The mission of the Communicable Disease Program is to prevent the spread of infectious diseases through prompt identification, case management, and follow-up. The emerging and growing emphasis on surveillance and epidemiology in preparing for a pandemic event is an added aspect in CD.

Strategic Plan Impact

✓ Healthy Community

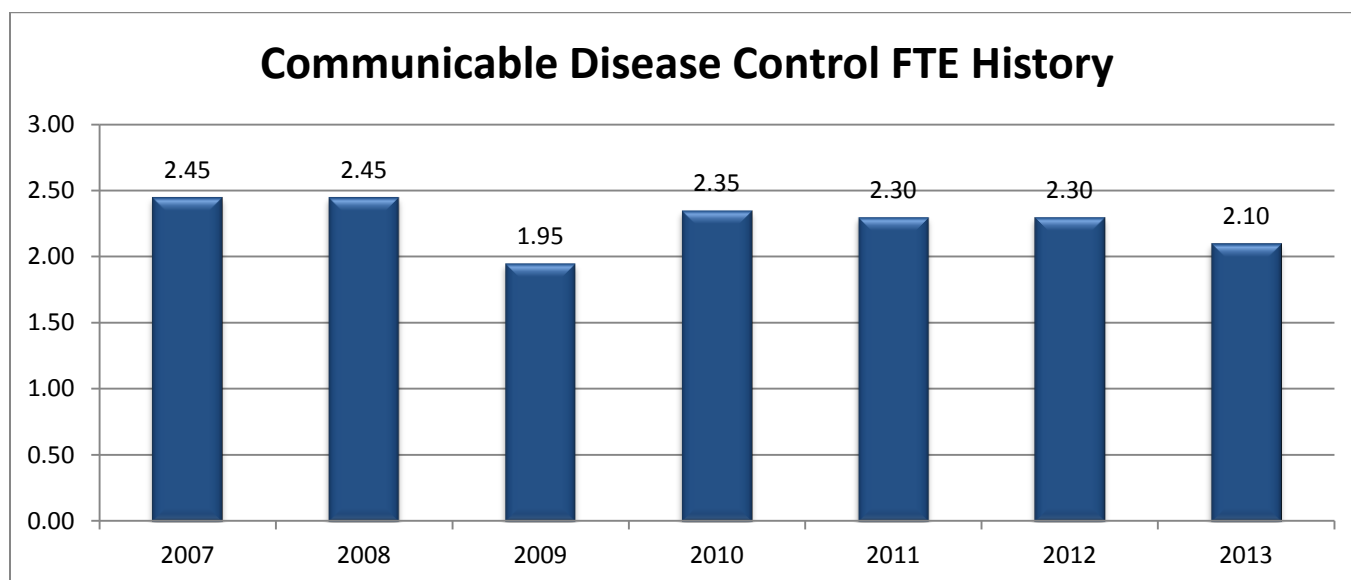
The goal of the CD Program is to prevent the spread of infectious diseases through prompt identification, case management, and follow-up on all communicable diseases reported to the health department. Preparation and planning for pandemic events has also been a major goal of the CD Program since 2006.

Accomplishments

- ✓ CD staff continues to manage the TB outbreak that occurred in 2008/09. One client continues to be treated for active disease as a direct result of the index case in 2008.
- ✓ All reportable communicable diseases, totaling 388, reported to JCHD were investigated and documented in the Michigan Disease Surveillance System (MDSS). These did not include Influenza-Like Illness (ILI) cases as they are reported in aggregate numbers only, STD/HIV/AIDS cases, or prisoners from the Michigan Department of Corrections (MDOC) in Jackson County.
- ✓ CD Staff have actively participated in emergency preparedness planning and exercises.
- ✓ Local physicians and community partners have been updated on pertinent CD issues through the monthly Public Health Update.
- ✓ The accreditation process was successfully completed in 2010 with no deficiencies found.

Budget Adjustments

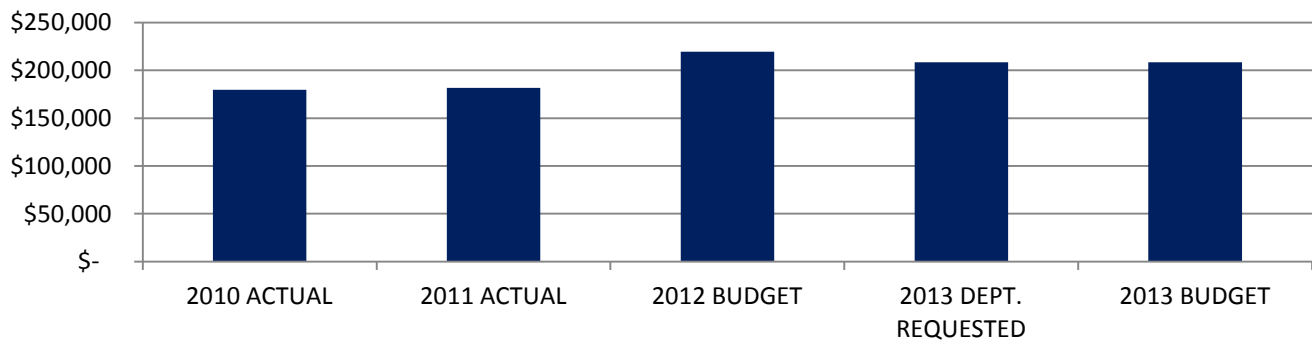
There are no significant budget adjustments to this program.



Expenditure History

	2010 <u>ACTUAL</u>	2011 <u>ACTUAL</u>	2012 <u>BUDGET</u>	2013 DEPT <u>REQUESTED</u>	2013 <u>BUDGET</u>
PERSONNEL SERVICES	168,054	163,860	195,140	184,146	184,146
SUPPLIES & MATERIALS	5,547	6,999	8,750	8,750	8,750
CONTRACT SERVICES	3,107	4,057	8,750	8,750	8,750
OTHER EXPENSES	2,800	6,791	6,825	6,825	6,825
TOTAL PROGRAM COST	\$179,508	\$181,707	\$219,465	\$208,471	\$208,471

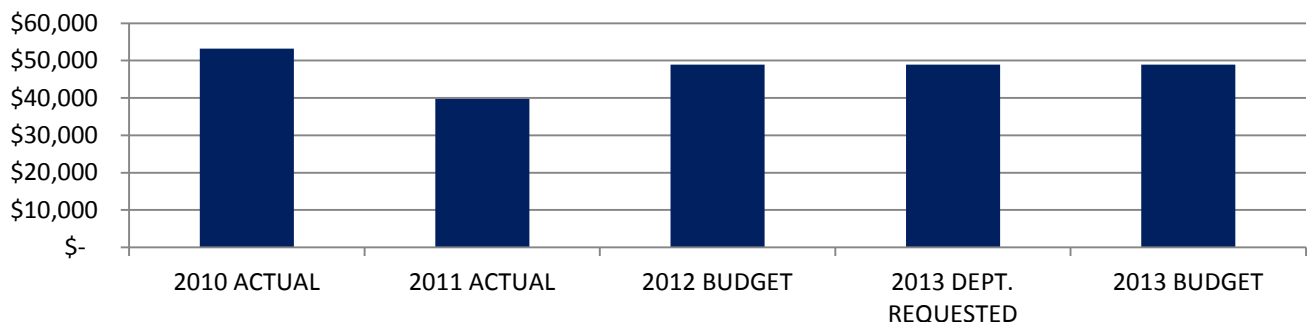
Communicable Disease Prevention Expenditures



Revenue History

	2010 <u>ACTUAL</u>	2011 <u>ACTUAL</u>	2012 <u>BUDGET</u>	2012 DEPT <u>REQUESTED</u>	2012 <u>BUDGET</u>
CHARGES/FEES	149	-	-	-	-
INTERGOVERNMENTAL	52,559	39,769	48,916	48,916	48,916
OTHER	515	-	-	-	-
TOTAL PROGRAM COST	\$53,223	\$39,769	\$48,916	\$48,916	\$48,916

Communicable Disease Prevention Revenues



Strategic Outcomes

<u>Indicator</u>	<u>2008 Actual</u>	<u>2009 Actual</u>	<u>2010 Actual</u>	<u>2011 Actual</u>	<u>2012 Target</u>	<u>2013 Target</u>
Number of Communicable Disease Cases Investigated and entered into Michigan Disease Surveillance System (MDSS)	320	291	388		300	

Other Key Indicators

<u>Indicator</u>	<u>2008 Actual</u>	<u>2009 Actual</u>	<u>2010 Actual</u>	<u>2011 Actual</u>	<u>2012 Target</u>	<u>2013 Target</u>
Number of active TB cases (All Stats by Fiscal Year)	1	4	3		1	
Number of clients seen in TB clinic	39	75	43		50	
Number of TB skin tests administered	894	968	934		950	
Number of animals tested for Rabies	68	52	65		60	
Number of animals testing positive for Rabies	4	3	5		2	