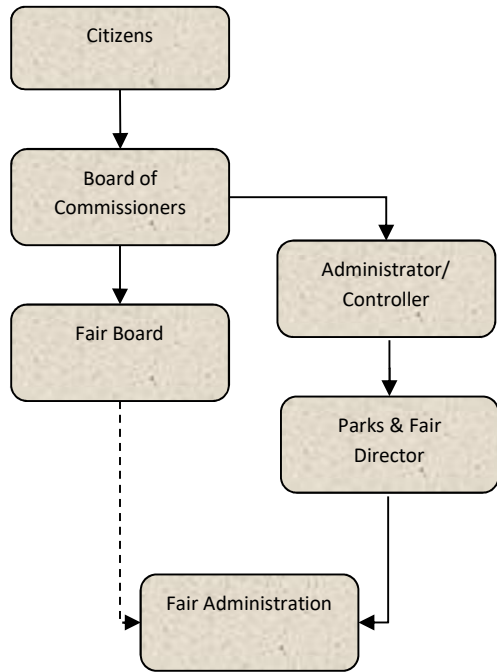


Fair



Activities

Fair staff coordinates the Premium Book; negotiate all contracts with entertainment, merchants, vendors and lessees; sell grandstand tickets and sponsorships; and conduct all business related to the production, promotion of the fair and the fairgrounds. Their goal is to maintain high visibility at state and national levels for the Jackson County Fair.

Mission Statement

The purpose of the Jackson County Fair is to provide an educational, entertaining event for people of all ages, nationalities and beliefs within a clean and beautiful setting.



Activities

Strategic Plan Impact

- ✓ **Recreational & Cultural Opportunities**
The Fair provides the largest county cultural gathering of any single week of the year.
- ✓ **Economic Development**
The activities of the County Fair and the Fairgrounds encourage economic development via special events, entertainment, and tourism.

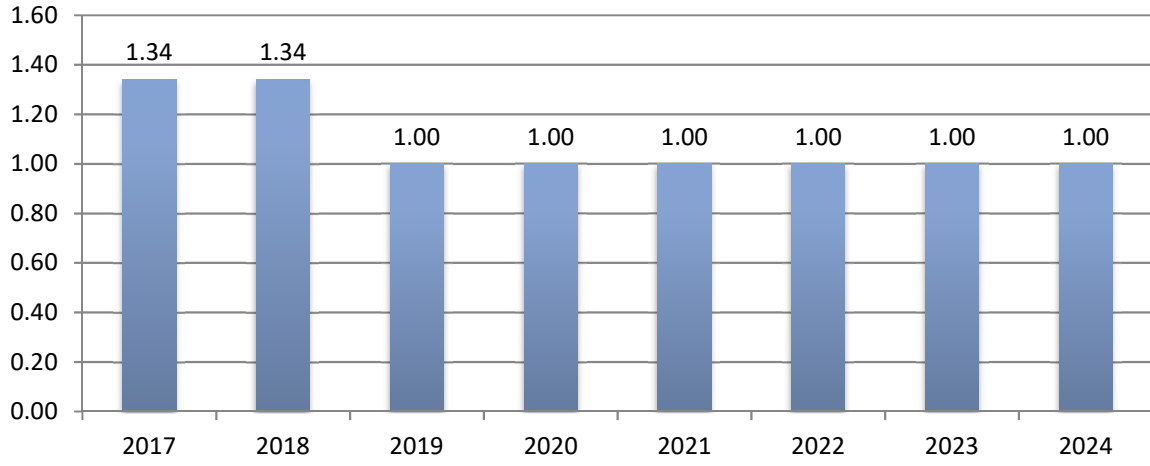
Accomplishments

- ✓ Attendance totaled 153,000 for 2022
- ✓ The 2022 County Fair included 1,282 exhibitors, featuring 7,280 entries judged
- ✓ With the support of a grant from the Department of Agriculture, Concrete upgrades were made to the animal wash station area, improving drainage.
- ✓ The midway area of Keeley Park was paved with asphalt to improve accessibility and the overall experience of the fair
- ✓ Concert facilities were upgraded with millings added to the track area, and the fence expanded to accommodate larger shows.

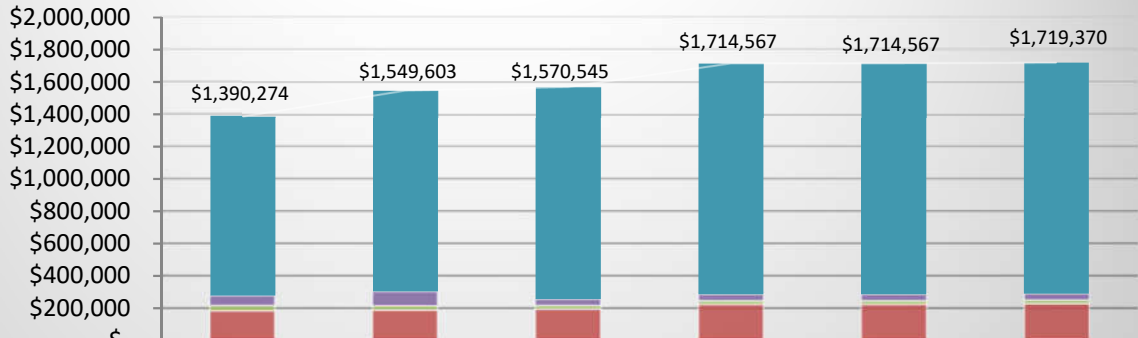
Budget Adjustments

The Fair continues to utilize volunteer staff to achieve success and profitability.

Fair FTE History



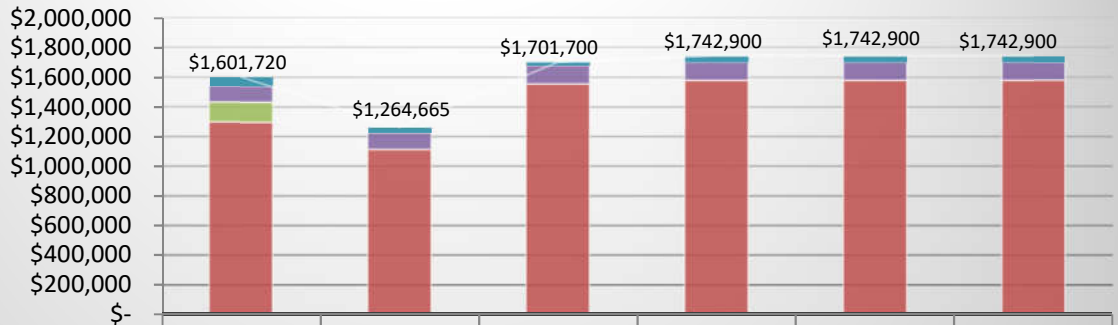
Fair Expenditures



	2021 ACTUAL	2022 ACTUAL	2023 AMENDED BUDGET	2024 DEPT REQUESTED	2024 BUDGET	Draft 2025 BUDGET
TRANSFERS OUT	\$-	\$-	\$-	\$-	\$-	\$-
OTHER EXPENSES	\$1,113,127	\$1,246,162	\$1,315,000	\$1,430,000	\$1,430,000	\$1,430,000
CONTRACT SERVICES	\$60,978	\$88,617	\$38,700	\$38,700	\$38,700	\$38,700
SUPPLIES & MATERIALS	\$31,448	\$25,452	\$22,600	\$22,500	\$22,500	\$22,500
PERSONNEL SERVICES	\$184,721	\$189,372	\$194,245	\$223,367	\$223,367	\$228,170
TOTAL PROGRAM COSTS	\$1,390,274	\$1,549,603	\$1,570,545	\$1,714,567	\$1,714,567	\$1,719,370

Fair

Fair Revenues



	2021 ACTUAL	2022 ACTUAL	2023 AMENDED BUDGET	2024 DEPT REQUESTED	2024 BUDGET	Draft 2025 BUDGET
TRANSFERS IN	\$-	\$-	\$-	\$-	\$-	\$-
OTHER REVENUE	\$60,478	\$40,356	\$21,600	\$41,600	\$41,600	\$41,600
INTEREST & RENTALS	\$107,900	\$112,301	\$125,000	\$122,000	\$122,000	\$122,000
INTERGOVERNMENTAL	\$134,571	\$-	\$-	\$-	\$-	\$-
CHARGES/FEES	\$1,298,771	\$1,112,008	\$1,555,100	\$1,579,300	\$1,579,300	\$1,579,300
TOTAL PROGRAM REVENUES	\$1,601,720	\$1,264,665	\$1,701,700	\$1,742,900	\$1,742,900	\$1,742,900

Strategic Outcomes

Indicator	2019 Actual	2020 Actual	2021 Actual	2022 Actual	2023 Target	2024 Target
Percent of respondents rating the recreational opportunities in Jackson County excellent or good.	52%	n/a	n/a	55%	60%	65%
Percent of respondents rating opportunities to attend cultural activities in Jackson County excellent or good.	45%	n/a	n/a	40%	45%	50%

Other Key Indicators

Indicator	2019 Actual	2020 Actual	2021 Actual	2022 Actual	2023 Target	2024 Target
Attendees	175,000	cancelled	209,000	153,000	200,000	200,000