

Jackson County, Michigan
FY 2017-2021
Capital Improvement Program



Jackson County Board of Commissioners

James E. Shotwell, Jr. - Chairman
District 5

Phillip S. Duckham III - Vice-Chairman
District 4

Dr. Allan Tompkins, District 6

Daniel J. Mahoney, District 7

David K. Elwell, District 9

John Polaczyk, District 8

Sarah Lightner, District 1

Carl Rice Jr., District 3

Rodney Walz, District 2

Steven Rand,
Sheriff

Karen Coffman,
Treasurer

Amanda Riska,
Clerk/Register of Deeds

Jerry Jarzynka,
Prosecutor

Geoff Snyder,
Drain Commissioner

Michael R. Overton
County Administrator/Controller

Ric Scheele
Facilities & Fleet Director

James E. Latham, CPA
Finance Director

Donald Bustamante
Information Technology Director

Table of Contents



Title page	1
Table of Contents	2
2013-2017 Capital Budget Summary	4
Equipment/Vehicle Projects by Department	5
Public Improvement Projects by Department	6
Technology Projects by Department	8
Department Requests	
12th District Court Intensive Probation	9
Airport	10
Animal Shelter	12
Circuit & Family Court	13
County Jail	15
County Sheriff	17
Equalization	19
Facilities	20
Friend of the Court	22
Geographic Information Systems	23
Health Department	25
Home Delivered Meals	26
Information Technology	28
Parks	31
Prosecuting Attorney	34
Youth Center	35
Building Maintenance Plans	
Jackson County Youth Center	37
Fair Grounds	39
Northlawn Buiding	41
Human Services Building	43
Jackson County Tower Building	45
Animal Shelter	47
Sheriff's Department Wesley Street Complex	49
Sheriff's Department Chanter Road Complex	51
Courthouse	52
Transportation	
Department of Transporation Requests	54
Mulit-Year Projects	
Cascades Falls Renovation	57

Table of Contents



Runway Safety Project	
Land Assembly Economic Development Project	59
Transportation	
Road Projects	61

2017-2021 Capital Budget Summary

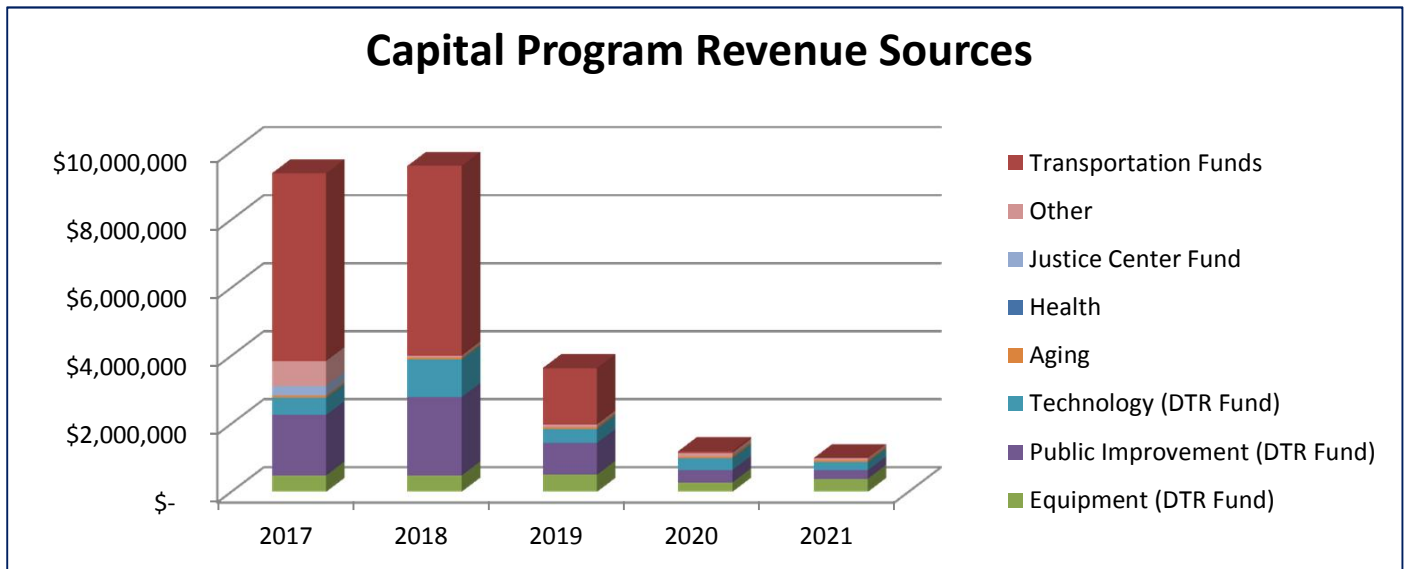


Capital Requests Description	Requested Amount	Year Funded					Total Funded
		2017	2018	2019	2020	2021	
Equipment/Vehicles							
Equipment (General Fund)	\$ 3,912,100	\$ 616,100	\$ 564,000	\$ 668,500	\$ 384,000	\$ 496,000	\$ 2,728,600
Public Improvement (General Fund)	\$ 20,759,895	\$ 2,715,000	\$ 2,377,750	\$ 945,000	\$ 476,000	\$ 263,000	\$ 6,776,750
Technology (General Fund)	\$ 3,277,900	\$ 506,000	\$ 1,111,300	\$ 414,000	\$ 346,000	\$ 241,000	\$ 2,618,300
Road Construction	\$ 12,913,818	\$ 5,521,218	\$ 5,521,218	\$ 1,597,382			\$ 12,639,818
Total	\$ 40,863,713	\$ 9,358,318	\$ 9,574,268	\$ 3,624,882	\$ 1,206,000	\$ 1,000,000	\$ 24,763,468

Revenue Fund Request	Requested Amount	Approved					Total Funded
		2017	2018	2019	2020	2021	
Equipment (DTR Fund)	\$ 2,758,500	\$ 481,500	\$ 479,000	\$ 503,500	\$ 274,000	\$ 386,000	\$ 2,124,000
Public Improvement (DTR Fund)	\$ 20,374,695	\$ 1,779,500	\$ 2,302,750	\$ 936,000	\$ 371,000	\$ 248,000	\$ 5,637,250
Technology (DTR Fund)	\$ 3,203,900	\$ 506,000	\$ 1,111,300	\$ 414,000	\$ 346,000	\$ 241,000	\$ 2,618,300
Aging	\$ 316,100	\$ 63,600	\$ 48,000	\$ 50,000	\$ 50,000	\$ 50,000	\$ 261,600
Health	\$ -	\$ -	\$ -	\$ -	\$ -	\$ -	\$ -
Justice Center Fund	\$ 540,500	\$ 285,500	\$ -	\$ -	\$ -	\$ -	\$ 285,500
Transportation Funds	\$ 12,809,818	\$ 5,521,218	\$ 5,581,218	\$ 1,657,382	\$ 50,000	\$ -	\$ 12,809,818
Other	\$ 275,000	\$ 729,000	\$ 60,000	\$ 79,000	\$ 105,000	\$ 68,000	\$ 1,041,000
Total	\$ 40,278,513	\$ 9,366,318	\$ 9,582,268	\$ 3,639,882	\$ 1,196,000	\$ 993,000	\$ 24,777,468

Balance	\$ 8,000	\$ 8,000	\$ 15,000	\$ (10,000)	\$ (7,000)	\$ 14,000
----------------	-----------------	-----------------	------------------	--------------------	-------------------	------------------

* DTR Fund - Revenues from the Delinquent Tax Revolving Fund



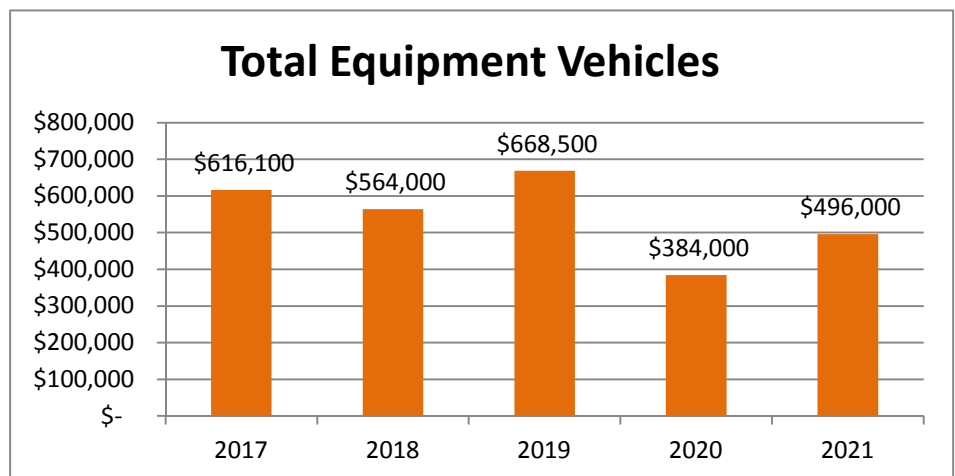
Equipment Vehicle Projects by Department



Capital Type:	Equipment Vehicles
---------------	--------------------

Capital Requests Description	Requested Amount	Year Funded					Total
		2017	2018	2019	2020	2021	
Equipment/Vehicles							
12th District Court Intensive Probation	\$ 58,000	\$ 28,000	\$ 29,000	\$ 29,000	\$ -	\$ -	\$ 86,000
Airport	\$ -	\$ -	\$ -	\$ 85,000	\$ -	\$ -	\$ 85,000
Animal Shelter	\$ -	\$ -	\$ -	\$ -	\$ -	\$ -	\$ -
Circuit & Family Court	\$ -	\$ -	\$ -	\$ -	\$ -	\$ -	\$ -
County Jail	\$ 297,000	\$ 90,000	\$ 59,500	\$ 72,500	\$ 7,500	\$ 7,500	\$ 237,000
County Sheriff	\$ 1,304,500	\$ 231,500	\$ 224,000	\$ 205,000	\$ 236,500	\$ 236,500	\$ 1,133,500
Geographic Information Systems	\$ -	\$ -	\$ -	\$ -	\$ -	\$ -	\$ -
Delinquent Tax Collections	\$ -	\$ -	\$ -	\$ -	\$ -	\$ -	\$ -
Equalization	\$ -	\$ -	\$ -	\$ -	\$ -	\$ -	\$ -
Fair		\$ 30,000					
Parks	\$ 793,500	\$ 89,000	\$ 170,500	\$ 227,000	\$ 90,000	\$ 202,000	\$ 778,500
Health Department	\$ 20,000	\$ 17,000	\$ -	\$ -	\$ -	\$ -	\$ 17,000
Information Technology	\$ -	\$ -	\$ -	\$ -	\$ -	\$ -	\$ -
Friend of the Court	\$ 44,000	\$ 22,000	\$ -	\$ -	\$ -	\$ -	\$ 22,000
Home Delivered Meals	\$ 316,100	\$ 63,600	\$ 48,000	\$ 50,000	\$ 50,000	\$ 50,000	\$ 261,600
Administrator/Controller	\$ 226,000	\$ -	\$ -	\$ -	\$ -	\$ -	\$ -
Youth Center	\$ 75,000	\$ 45,000	\$ 15,000	\$ -	\$ -	\$ -	\$ 60,000
Transportation	\$ 750,000	\$ -	\$ -	\$ -	\$ -	\$ -	\$ -
Facilities & Fleet	\$ 28,000	\$ -	\$ 18,000	\$ -	\$ -	\$ -	\$ 18,000
Total Equipment Vehicles	\$ 3,912,100	\$ 616,100	\$ 564,000	\$ 668,500	\$ 384,000	\$ 496,000	\$ 2,698,600

The Equipment & Vehicles capital budget is a subset of the Technology and Equipment Fund, which, includes purchases such as computers, vehicles, and other electronic equipment not covered in a departments' operating budget. The Equipment & Vehicles budget includes cars for County business use and equipment such as mowers.



Public Improvement Projects



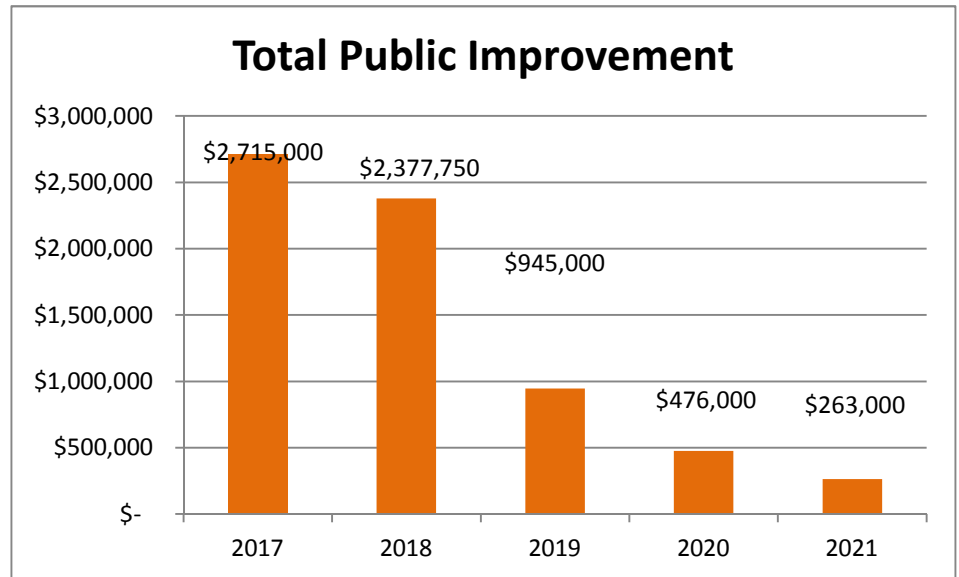
Capital Type:	Public Improvement
---------------	--------------------

Capital Requests Description	Requested Amount	Year Funded					Total
		2017	2018	2019	2020	2021	
Public Improvement							
12th District Court Intensive Probation	\$ -	\$ -	\$ -	\$ -	\$ -	\$ -	\$ -
Airport	\$ 633,200	\$ 295,000	\$ 47,500	\$ 84,000	\$ 45,000	\$ -	\$ 471,500
Animal Shelter	\$ 30,000	\$ -	\$ -	\$ -	\$ -	\$ -	\$ -
Circuit Court	\$ 75,000	\$ 55,000	\$ 20,000	\$ -	\$ 6,000	\$ -	\$ 81,000
County Jail	\$ 169,000	\$ 118,500	\$ 43,250	\$ 63,000	\$ -	\$ -	\$ 224,750
County Sheriff	\$ -	\$ -	\$ -	\$ -	\$ -	\$ -	\$ -
Geographic Information Systems	\$ -	\$ -	\$ -	\$ -	\$ -	\$ -	\$ -
Delinquent Tax Collections	\$ -	\$ -	\$ -	\$ -	\$ -	\$ -	\$ -
Equalization	\$ -	\$ -	\$ -	\$ -	\$ -	\$ -	\$ -
Parks	\$ 14,380,500	\$ -	\$ 655,500	\$ 280,000	\$ 250,000	\$ 130,000	\$ 1,315,500
Health Department	\$ 33,000	\$ -	\$ 33,000	\$ -	\$ -	\$ -	\$ 33,000
Information Technology	\$ -	\$ -	\$ -	\$ -	\$ -	\$ -	\$ -
Fleet & Facilities Equipment	\$ 85,000	\$ 45,000	\$ 53,000	\$ 53,000	\$ 38,000	\$ 38,000	\$ 270,000
Friend of the Court	\$ -	\$ -	\$ -	\$ -	\$ -	\$ -	\$ -
Home Delivered Meals	\$ -	\$ -	\$ -	\$ -	\$ -	\$ -	\$ -
Prosecutor	\$ -	\$ -	\$ -	\$ -	\$ -	\$ -	\$ -
Transportation	\$ 424,000	\$ -	\$ 60,000	\$ 60,000	\$ 50,000	\$ -	\$ -
Youth Center	\$ -	\$ -	\$ -	\$ -	\$ -	\$ -	\$ -
Building Maintenance Plans							
Jackson County Youth Center	\$ 242,000	\$ 80,000	\$ 75,000	\$ 25,000	\$ 17,000	\$ 5,000	\$ 202,000
Fair Grounds	\$ 385,895	\$ 55,000	\$ 50,000	\$ -	\$ -	\$ -	\$ 105,000
Northlawn Building	\$ 716,300	\$ 133,000	\$ 528,000	\$ 45,000	\$ 25,000	\$ 25,000	\$ 756,000
Human Services Building	\$ 911,000	\$ 200,000	\$ 361,000	\$ 50,000	\$ 10,000	\$ 50,000	\$ 671,000
Jackson County Tower Building	\$ 1,364,000	\$ 706,000	\$ 263,000	\$ 200,000	\$ 25,000	\$ -	\$ 1,194,000
Animal Shelter	\$ 170,000	\$ 50,000	\$ 10,000	\$ 50,000	\$ -	\$ -	\$ 110,000
Sheriff's Department Wesley Street	\$ 415,500	\$ 92,000	\$ 143,500	\$ 20,000	\$ -	\$ -	\$ 255,500
Sheriff's Department Chanter Rd.	\$ 185,000	\$ 600,000	\$ 20,000	\$ -	\$ -	\$ -	\$ 620,000
Courthouse.	\$ 540,500	\$ 285,500	\$ 15,000	\$ 15,000	\$ 10,000	\$ 15,000	\$ 340,500
Total Public Improvement	\$ 20,759,895	\$ 2,715,000	\$ 2,377,750	\$ 945,000	\$ 476,000	\$ 263,000	\$ 6,649,750

Public Improvement Projects



The Public Improvement Fund primarily includes routine maintenance items to county facilities. Examples of these items include carpet replacement, tuck pointing, building modifications, and roof replacements and repairs.



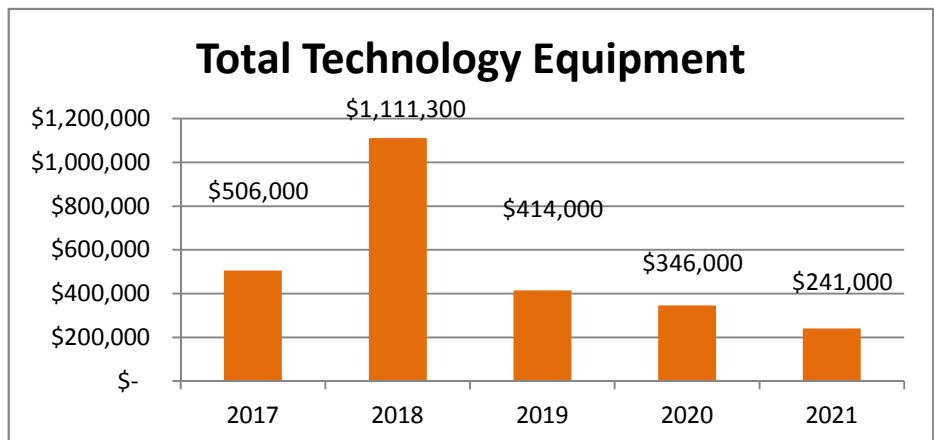
Technology Projects by Department



Capital Type:	Technology and Equipment
---------------	--------------------------

Capital Requests Description	Requested Amount	Year Funded					Total
		2017	2018	2019	2020	2021	
Technology Equipment							
12th District Court Intensive Probation	\$ -	\$ -	\$ -	\$ -	\$ -	\$ -	\$ -
Airport	\$ -	\$ -	\$ -	\$ -	\$ -	\$ -	\$ -
Animal Shelter	\$ -	\$ -	\$ -	\$ -	\$ -	\$ -	\$ -
Circuit & Family Court	\$ 206,000	\$ -	\$ 161,000	\$ 20,000	\$ -	\$ -	\$ 181,000
County Jail	\$ 110,000	\$ -	\$ 25,000	\$ -	\$ -	\$ -	\$ 25,000
County Sheriff	\$ 53,500	\$ -	\$ 31,500	\$ 8,000	\$ -	\$ -	\$ 39,500
Geographic Information Systems	\$ 175,500	\$ 21,000	\$ 21,000	\$ 21,000	\$ 1,000	\$ 1,000	\$ 65,000
Delinquent Tax Collections	\$ -	\$ -	\$ -	\$ -	\$ -	\$ -	\$ -
Equalization	\$ 4,500	\$ -	\$ -	\$ -	\$ -	\$ -	\$ 4,100
Parks	\$ 3,400	\$ -	\$ 2,800	\$ -	\$ -	\$ -	\$ 2,800
Health Department	\$ 20,000	\$ -	\$ -	\$ -	\$ -	\$ -	\$ -
Information Technology	\$ 2,670,000	\$ 485,000	\$ 870,000	\$ 365,000	\$ 315,000	\$ 240,000	\$ 2,275,000
Facilities Equipment	\$ -	\$ -	\$ -	\$ -	\$ -	\$ -	\$ -
Facilities & Fleet	\$ -	\$ -	\$ -	\$ -	\$ -	\$ -	\$ -
Friend of the Court	\$ 5,000	\$ -	\$ -	\$ -	\$ -	\$ -	\$ 5,000
Home Delivered Meals	\$ -	\$ -	\$ -	\$ -	\$ -	\$ -	\$ -
Prosecutor	\$ -	\$ -	\$ -	\$ -	\$ -	\$ -	\$ -
Transportation	\$ -	\$ -	\$ -	\$ -	\$ -	\$ -	\$ -
Youth Center	\$ 30,000	\$ -	\$ -	\$ -	\$ 30,000	\$ -	\$ 30,000
Total Technology Equipment	\$ 3,277,900	\$ 506,000	\$ 1,111,300	\$ 414,000	\$ 346,000	\$ 241,000	\$ 2,627,400

The Technology capital budget is a subset of the Technology and Equipment Fund, which, includes purchases such as computers, vehicles, and other electronic equipment not covered in a departments' operating budget.



12th District Court - Intensive Probation Request



Department	12th District Court - Intensive Probation
------------	---

Capital Requests Description	Year Requested	Requested Amount	Prior Years Funding	Year Funded					Project Total
				2017	2018	2019	2020	2021	
Equipment/Vehicles									
ISP Vehicles	2016	\$ 29,000	\$ 20,000						\$ -
ISP Vehicles	2017	\$ 29,000		\$ 28,000					\$ 28,000
ISP Vehicles	2019	\$ 29,000			\$ 29,000				\$ 29,000
ISP Vehicles	2020	\$ 29,000				\$ 29,000			\$ 29,000
Total Equipment Vehicles		\$ 58,000	\$ 20,000	\$ 28,000	\$ 29,000	\$ 29,000	\$ -	\$ -	\$ 86,000

Public Improvement									
									\$ -
Total Public Improvement		\$ -	\$ -	\$ -	\$ -	\$ -	\$ -	\$ -	\$ -

Technology Equipment									
									\$ -
Total Technology Equipment		\$ -	\$ -	\$ -	\$ -	\$ -	\$ -	\$ -	\$ -

Total All		\$ 58,000	\$ 20,000	\$ 28,000	\$ 29,000	\$ 29,000	\$ -	\$ -	\$ 86,000
------------------	--	------------------	------------------	------------------	------------------	------------------	-------------	-------------	------------------

Fund Requested Fund Request	Requested Amount	Prior Year's Funding	2017	2018	Approved 2019	2020	2021	Total
Equipment/Vehicles (DTR Fund)	\$ 58,000	\$ 20,000	\$ 28,000	\$ 29,000	\$ 29,000			\$ 86,000
Public Improvement (DTR Fund)								\$ -
Technology (DTR Fund)								\$ -
Aging Millage								\$ -
Health Fund								\$ -
Justice Center Reserve Fund								\$ -
Other								\$ -
Total	\$ 58,000	\$ 20,000	\$ 28,000	\$ 29,000	\$ 29,000		\$ -	\$ 86,000

Airport Request



Department	Airport
------------	---------

Capital Requests Description	Year Requested	Requested Amount	Prior Years Funding	2017	2018	Year Funded			Project Total
						2019	2020	2021	
Equipment/Vehicles									
Tractor and Mower	2019	\$ 85,000				\$ 85,000			\$ 85,000
Total Equipment Vehicles		\$ 85,000		\$ -	\$ -	\$ 85,000	\$ -	\$ -	\$ 85,000

Public Improvement									
Rehabilitate Airport Terminal Building Roof and the Air Traffic Building Railings	2015	\$ 55,000	\$ 66,000						\$ -
Air Traffic Building Roofs	2015	\$ 48,000	\$ 45,000						\$ -
Video Camera, Terminal Paint, Doors, Air	2017	\$ 92,700		\$ 45,000					\$ 45,000
Rehab Hangar #166 Roof/Misc	2018	\$ 47,500			\$ 47,500				\$ 47,500
Runway Safety Project Match	2015	\$ 171,000	\$ 150,000	\$ 250,000					\$ 250,000
Taxi Street Construct Design	2019	\$ 6,500				\$ 6,500			\$ 6,500
Taxi Street Construct Phase I	2019	\$ 12,500				\$ 12,500			\$ 12,500
Taxi Street Construct Phase II	2020	\$ 45,000					\$ 45,000		\$ 45,000
Construct Restroom in Pilot's Lounge	2018	\$ 75,000							\$ -
Replace Terminal Lobby Doors	2019	\$ 40,000				\$ 25,000			\$ 25,000
Replace Hangar #166 Roof	2019	\$ 40,000				\$ 40,000			\$ 40,000
Total Public Improvement		\$ 633,200	\$ 261,000	\$ 295,000	\$ 47,500	\$ 84,000	\$ 45,000	\$ -	\$ 471,500

Airport Request



Technology Equipment										
										\$ -
Total Technology Equipment			\$ -	\$ -	\$ -	\$ -	\$ -	\$ -	\$ -	\$ -
Total All			\$ 718,200	\$ 261,000	\$ 295,000	\$ 47,500	\$ 169,000	\$ 45,000	\$ -	\$ 556,500

Revenue Fund Request	Requested Amount	Prior Year's Funding	2017	2018	Approved			Total
					2019	2020	2021	
Equipment/Vehicles (DTR Fund)								\$ -
Public Improvement (DTR Fund)	\$ 1,279,500	\$ 296,000	\$ 295,000	\$ 47,500	\$ 150,000			\$ 492,500
Technology (DTR Fund)								\$ -
Aging Millage								\$ -
Health Fund								\$ -
Justice Center Reserve Fund								\$ -
Other					\$ 19,000	\$ 45,000		\$ 64,000
Total	\$ 1,279,500		\$ 295,000	\$ 47,500	\$ 169,000	\$ 45,000	\$ -	\$ 556,500

Animal Shelter Request



Department	Animal Shelter
------------	----------------

Capital Requests Description	Capital Type	Year Requested	Requested Amount	Prior Year's Funding	2017	2018	2019	2020	2021	Project Total
Equipment/Vehicles										
										\$ -
Total Equipment Vehicles			\$ -	\$ -	\$ -	\$ -	\$ -	\$ -	\$ -	\$ -

Public Improvement										
Back Building Renovation		2015	\$ 30,000	\$ 20,000						\$ -
										\$ -
Total Public Improvement			\$ 30,000	\$ 20,000	\$ -	\$ -	\$ -	\$ -	\$ -	\$ -

Technology Equipment										
										\$ -
Total Technology Equipment			\$ -	\$ -	\$ -	\$ -	\$ -	\$ -	\$ -	\$ -

Total All			\$ 30,000	\$ 20,000	\$ -	\$ -	\$ -	\$ -	\$ -	\$ -
------------------	--	--	-----------	-----------	------	------	------	------	------	------

Revenue Fund Request	Requested Amount	Prior Years Funding	2017	2018	2019	2020	2021	Total
Equipment/Vehicles (DTR Fund)								\$ -
Public Improvement (DTR Fund)	\$ 30,000	\$ 20,000	\$ -					\$ -
Technology (DTR Fund)								\$ -
Aging Millage								\$ -
Health Fund								\$ -
Justice Center Reserve Fund								\$ -
Other								\$ -
Total	\$ 30,000	\$ 20,000	\$ -	\$ -	\$ -	\$ -	\$ -	\$ -

Circuit Court Request



Department	Circuit & Family Court
------------	------------------------

Capital Requests Description	Year Requested	Requested Amount	Prior Year's Funding	2017	2018	Year Funded			Project Total
						2019	2020	2021	
Equipment/Vehicles									
									\$ -
									\$ -
Total Equipment Vehicles		\$ -		\$ -	\$ -	\$ -	\$ -	\$ -	\$ -

Public Improvement									
Reduce size of pillars in Jdg Beebe's courtroom	2017	\$ 8,000		\$ 8,000					\$ 8,000
Replace Paneling, Ceiling, Tile, and in Judge LaFlamme's Courtroom	2017	\$ 25,000		\$ 25,000					\$ 25,000
Replace the Courtroom Flooring in Judge LaFlamme's Courtroom	2017	\$ 10,000			\$ 10,000				\$ 10,000
Update the, Flooring+A14, Ceiling Tile and Paint in Judge McBain's Jury Room	2017	\$ 10,000		\$ 10,000			\$ 6,000		\$ 16,000
Update Lightng, Furniture, Ceiling Panels, Paint, Judge Beebe's Jury Room	2018	\$ 10,000			\$ 10,000				\$ 10,000
Replace Carpet in Judge Beebe's Court Room	2017	\$ 7,000		\$ 7,000					\$ 7,000
Replace Carget in Judge Wilson's Office	2017	\$ 5,000		\$ 5,000					\$ 5,000
Total Public Improvement		\$ 75,000		\$ 55,000	\$ 20,000	\$ -	\$ 6,000	\$ -	\$ 81,000

Technology Equipment									
Network Printer (4)	2018	\$ 6,000	\$ 2,000		\$ 6,000				\$ 6,000
Mobile Media Presentation Cart (3 @ \$5,000 per unit)	2018	\$ 10,000	\$ 10,000		\$ 10,000				\$ 10,000
Update digital court recording (2 @ 30,000)	2017	\$ 30,000	\$ 15,000		\$ 15,000				\$ 15,000
Scanning Document Center Replacement (4)	2017	\$ 50,000	\$ 10,000		\$ 20,000	\$ 20,000			\$ 40,000
Finter Print Machine	2018	\$ 10,000			\$ 10,000				\$ 10,000

Circuit Court Request



Capital Requests Description	Year	Requested Amount	Prior Year's Funding	Year Funded					Project Total
	Requested			2017	2018	2019	2020	2021	
Implement Imaging Software and Equipment for Probate Court	2017	\$ 100,000			\$ 100,000				\$ 100,000
Total Technology Equipment		\$ 206,000	\$ 37,000	\$ -	\$ 161,000	\$ 20,000	\$ -	\$ -	\$ 181,000
Total All		\$ 281,000	\$ 37,000	\$ 55,000	\$ 181,000	\$ 20,000	\$ 6,000	\$ -	\$ 262,000

Fund Requested Fund Request	Requested Amount	Prior Year's Funding	Approved					Total
			2017	2018	2019	2020	2021	
Equipment/Vehicles (DTR Fund)								\$ -
Public Improvement (DTR Fund)	\$ 8,000		\$ 55,000	\$ 20,000		\$ 6,000	\$ -	\$ 81,000
Technology (DTR Fund)	\$ 206,000	\$ 37,000		\$ 161,000	\$ 20,000			\$ 181,000
Aging Millage								\$ -
Health Fund								\$ -
Justice Center Reserve Fund								\$ -
Total	\$ 214,000	\$ 37,000	\$ 55,000	\$ 181,000	\$ 20,000	\$ 6,000	\$ -	\$ 262,000

County Jail Request



Department	County Jail
------------	-------------

Capital Requests Description	Year Requested	Requested Amount	Prior Year's Funding	Year Funded					Project Total	
				2017	2018	2019	2020	2021		
Equipment/Vehicles										
Washer & Dryers (both jails)	2017	\$ 150,000		\$ 90,000		.				\$ 90,000
Inmate Bedding, uniforms, food service items	2018	\$ 55,000			\$ 55,000					\$ 55,000
Kitchen Upgrades and improvements bot fac	2019	\$ 65,000				\$ 65,000				\$ 65,000
Mattress and Jail Equipment Replacement	2017	\$ 27,000			\$ 4,500	\$ 7,500	\$ 7,500	\$ 7,500	\$ 7,500	\$ 27,000
Total Equipment Vehicles		\$ 297,000	\$ -	\$ 90,000	\$ 59,500	\$ 72,500	\$ 7,500	\$ 7,500	\$ 7,500	\$ 237,000

Public Improvement										
HVAC Units Chanter Road	2017	\$ 150,000		\$ 100,000						\$ 100,000
Chanter & Wesley parking lots (seal coating, repair, line painting)	2016	\$ 19,000	\$ 19,000							\$ -
Chanter Road Boiler Repair	2017	\$ 18,500		\$ 18,500						\$ 18,500
Flooring replacement at the Wesley Street Facility in the Booking area. N	2018	\$ 8,000				\$ 8,000				\$ 8,000
Wesley Street Security Upgrades	2019	\$ 55,000				\$ 55,000				\$ 55,000
Proximity Access Wesley Street	2017	\$ 8,250			\$ 8,250					\$ 8,250
Fence replacement and exterior improvements Wesley Street	2018	\$ 45,000			\$ 25,000					\$ 25,000
Seating for Chanter Road Jail Lobby	2017	\$ 10,000			\$ 10,000					\$ 10,000
Total Public Improvement		\$ 169,000	\$ 19,000	\$ 118,500	\$ 43,250	\$ 63,000	\$ -	\$ -	\$ -	\$ 224,750

Technology Equipment										
New Video monitoring and recording system for both facilities	2015	\$ 85,000	\$ 85,000							\$ -
Computer Replacement Both Facilities	2018	\$ 25,000			\$ 25,000					\$ 25,000
Total Technology Equipment		\$ 110,000	\$ 85,000	\$ -	\$ 25,000	\$ -	\$ -	\$ -	\$ -	\$ 25,000
Total All		\$ 576,000	\$ 104,000	\$ 208,500	\$ 127,750	\$ 135,500	\$ 7,500	\$ 7,500	\$ 7,500	\$ 486,750

County Jail Request



Revenue Fund Request	Requested Amount	Prior Year's Funding	2017	2018	2019	2020	2021	Total
Equipment/Vehicles (DTR Fund)	\$ 297,000		\$ 90,000	\$ 59,500	\$ 72,500	\$ 7,500	\$ 7,500	\$ 237,000
Public Improvement (DTR Fund)	\$ 169,000	\$ 19,000	\$ 118,500	\$ 43,250	\$ 63,000			\$ 224,750
Technology (DTR Fund)	\$ 110,000	\$ 85,000		\$ 25,000				\$ 25,000
Aging Millage								\$ -
Health Fund								\$ -
Justice Center Reserve Fund								\$ -
								\$ -
Total	\$ 576,000	\$ 104,000	\$ 208,500	\$ 127,750	\$ 135,500	\$ 7,500	\$ 7,500	\$ 486,750

County Sheriff Request



Department	County Sheriff
------------	----------------

Capital Requests Description	Year Requested	Requested Amount	Prior Year's Funding	2017	2018	Year Funded			Project Total
						2019	2020	2021	
Equipment/Vehicles									
Patrol Cars (6)	2016	\$ 180,000	\$ 180,000						\$ -
Patrol Car s (6)	2017	\$ 189,000		\$ 189,000					\$ 189,000
Patrol Cars (6)	2018	\$ 189,000			\$ 189,000				\$ 189,000
Patrol Cars (6)	2019	\$ 189,000				\$ 189,000			\$ 189,000
Patrol Cars (7)	2020	\$ 220,500					\$ 220,500		\$ 220,500
Patrol Cars (7)	2021	\$ 220,500						\$ 220,500	\$ 220,500
Investigative Vehicle	2017	\$ 26,500		\$ 26,500	\$ 19,000				\$ 45,500
Traffic Enforcement Car (1)	2016	\$ 26,000	\$ 26,000						\$ -
Taser Body Cam Software/Contract	2017	\$ 64,000		\$ 16,000	\$ 16,000	\$ 16,000	\$ 16,000	\$ 16,000	\$ 80,000
Total Equipment Vehicles		\$ 1,304,500	\$ 206,000	\$ 231,500	\$ 224,000	\$ 205,000	\$ 236,500	\$ 236,500	\$ 1,133,500

Public Improvement									
									\$ -
Total Public Improvement		\$ -	\$ -	\$ -	\$ -	\$ -	\$ -	\$ -	\$ -

Technology Equipment									
Aras 360 Crash Reconstruction Program	2016	\$ 6,000	\$ 6,000						\$ -
Golden Eagle Radar Units	2017	\$ 16,000			\$ 8,000	\$ 8,000			\$ 16,000
Uniform, gear, equipment replacement	2017	\$ 23,500			\$ 23,500				\$ 23,500
Revolving Funds for replacement/repair of equipment	2015	\$ 8,000	\$ 3,000						\$ -
Total Technology Equipment		\$ 53,500	\$ 9,000	\$ -	\$ 31,500	\$ 8,000	\$ -	\$ -	\$ 39,500

Total All		\$ 1,358,000	\$ 215,000	\$ 231,500	\$ 255,500	\$ 213,000	\$ 236,500	\$ 236,500	\$ 1,173,000
------------------	--	---------------------	-------------------	-------------------	-------------------	-------------------	-------------------	-------------------	---------------------

County Sheriff Request



Capital Requests									
Description	Year Requested	Requested Amount	Prior Year's Funding	2017	2018	2019	2020	2021	Project Total
Fund Requested	Requested			Approved					
Fund Request	Amount	2017	2018	2019	2020	2021	Total		
Equipment/Vehicles (DTR Fund)	\$ 1,304,500	\$ 206,000	\$ 171,500	\$ 164,000	\$ 145,000	\$ 176,500	\$ 176,500	\$ 833,500	
Public Improvement (DTR Fund)								\$ -	
Technology (DTR Fund)	\$ 53,500	\$ 9,000		\$ 31,500	\$ 8,000	\$ -	\$ -	\$ 39,500	
Aging Millage								\$ -	
Health Fund								\$ -	
Justice Center Reserve Fund								\$ -	
Other Grant			\$ 60,000	\$ 60,000	\$ 60,000	\$ 60,000	\$ 60,000	\$ 300,000	
Total	\$ 1,358,000	\$ 215,000	\$ 231,500	\$ 255,500	\$ 213,000	\$ 236,500	\$ 236,500	\$ 1,173,000	

County Sheriff Request Emergency Dispatch 911



Department	County Sheriff 911
------------	--------------------

Capital Requests Description	Year Requested	Requested Amount	Prior Year's Funding	2016	2017	Year Funded			Project Total
						2018	2019	2020	
Equipment/Vehicles									
									\$ -
									\$ -
									\$ -
									\$ -
									\$ -
									\$ -
									\$ -
									\$ -
Total Equipment Vehicles		\$ -	\$ -	\$ -	\$ -	\$ -	\$ -	\$ -	\$ -
Public Improvement									
									\$ -
Total Public Improvement		\$ -	\$ -	\$ -	\$ -	\$ -	\$ -	\$ -	\$ -
Technology Equipment									
L3 in car DVR's & Server									\$ -
Aras 360 Crash Reconstruction Program									\$ -
Golden Eagle Radar Units									\$ -
Uniform, gear, equipment replacement									\$ -
Revolving Funds for replacement/repair of equipment									\$ -
Total Technology Equipment		\$ -	\$ -	\$ -	\$ -	\$ -	\$ -	\$ -	\$ -
Total All		\$ -	\$ -	\$ -	\$ -	\$ -	\$ -	\$ -	\$ -

County Sheriff Request Emergency Dispatch 911



Capital Requests									
Description	Year Requested	Requested Amount	Prior Year's Funding	2016	2017	2018	2019	2020	Project Total
Fund Requested	Requested			Approved					
Fund Request	Amount	2016	2017	2018	2019	2020	Total		
Equipment/Vehicles (DTR Fund)	\$ 962,500	\$ 17,500	\$ 155,700	\$ 139,000	\$ 120,000	\$ 120,000	\$ 120,000	\$ 672,200	
Public Improvement (DTR Fund)								\$ -	
Technology (DTR Fund)	\$ 92,000	\$ 42,000	\$ 55,000	\$ 31,000				\$ 128,000	
Aging Millage								\$ -	
Health Fund								\$ -	
Justice Center Reserve Fund								\$ -	
Other Grant			\$ 67,800	\$ 60,000	\$ 60,000	\$ 60,000	\$ 60,000	\$ 307,800	
Total	\$ 1,054,500		\$ 278,500	\$ 230,000	\$ 180,000	\$ 180,000	\$ 180,000	\$ 1,108,000	

Equalization Request



Department	Equalization
------------	--------------

Capital Requests Description	Year Requested	Requested Amount	Prior Year's Funding	Year Funded					Project Total
				2017	2018	2019	2020	2021	
Equipment/Vehicles									
									\$ -
Total Equipment Vehicles		\$ -	\$ -	\$ -	\$ -	\$ -	\$ -	\$ -	\$ -

Public Improvement									
									\$ -
Total Public Improvement		\$ -	\$ -	\$ -	\$ -	\$ -	\$ -	\$ -	\$ -

Technology Equipment									
Ipad Air (4)	2016	\$ 4,500	\$ 4,100						\$ 4,100
Total Technology Equipment		\$ 4,500	\$ 4,100	\$ -	\$ -	\$ -	\$ -	\$ -	\$ 4,100
Total All		\$ 4,500	\$ 4,100	\$ -	\$ -	\$ -	\$ -	\$ -	\$ 4,100

Revenue Fund Request	Requested Amount	Approved					Total
		2017	2018	2019	2020	2021	
Equipment/Vehicles (DTR Fund)	\$ 4,500	\$ 4,100					\$ 4,100
Public Improvement (DTR Fund)							\$ -
Technology (DTR Fund)							\$ -
Aging Millage							\$ -
Health Fund							\$ -
Justice Center Reserve Fund							\$ -
Total	\$ 4,500	\$ -	\$ -	\$ -	\$ -	\$ -	\$ 4,100

Facilities Fleet Department Request



Department	Public Improvement Building - Facilities & Fleet
------------	--

Capital Requests Description	Year Requested	Requested Amount	Prior Year's Funding	Year Funded					Project Total
				2017	2018	2019	2020	2021	
Equipment/Vehicles									
New plow Truck (2)	2016	\$ 28,000	\$ 28,000						\$ 28,000
New Snow Blowers	2015	\$ 2,000	\$ 2,000						\$ 2,000
New utility vehicle with a snow plow	2015	\$ 18,000			\$ 18,000				\$ 18,000
Skid Steer rebuild	2015	\$ 10,000	\$ 10,000						\$ 10,000
Dump Box rebuild	2016	\$ 10,000	\$ 10,000						\$ 10,000
Total Equipment Vehicles		\$ 28,000	\$ 50,000	\$ -	\$ 18,000	\$ -	\$ -	\$ -	\$ 68,000

Public Improvement									
Well Monitoring	2015	\$ 40,000	\$ 8,000		\$ 8,000	\$ 8,000	\$ 8,000	\$ 8,000	\$ 40,000
Architectural services	2015	\$ 10,000	\$ 10,000	\$ 10,000	\$ 10,000	\$ 10,000	\$ 10,000	\$ 10,000	\$ 60,000
Engineering services	2015	\$ 10,000	\$ 10,000	\$ 10,000	\$ 10,000	\$ 10,000	\$ 10,000	\$ 10,000	\$ 60,000
Install carpet	2015	\$ 25,000	\$ 15,000	\$ 25,000	\$ 25,000	\$ 25,000	\$ 10,000	\$ 10,000	\$ 110,000
Total Public Improvement		\$ 85,000	\$ 43,000	\$ 45,000	\$ 53,000	\$ 53,000	\$ 38,000	\$ 38,000	\$ 270,000

Technology Equipment									
									\$ -
Total Technology Equipment		\$ -	\$ -	\$ -	\$ -	\$ -	\$ -	\$ -	\$ -

Total All		\$ 113,000	\$ 93,000	\$ 45,000	\$ 71,000	\$ 53,000	\$ 38,000	\$ 38,000	\$ 338,000
------------------	--	-------------------	------------------	------------------	------------------	------------------	------------------	------------------	-------------------

Revenue Fund Request	Requested Amount	Prior Year's Funding	Approved					Total	
			2017	2018	2019	2020	2021		
Equipment/Vehicles (DTR Fund)	\$ 27,000	\$ 50,000	\$ -	\$ 18,000					\$ 68,000
Public Improvement (DTR Fund)	\$ 85,000	\$ 43,000	\$ 45,000	\$ 53,000	\$ 53,000	\$ 38,000	\$ 38,000	\$ 38,000	\$ 270,000
Technology (DTR Fund)									\$ -
Aging Millage									\$ -
Health Fund									\$ -
Justice Center Reserve Fund									\$ -
Total	\$ 112,000	\$ 93,000	\$ 45,000	\$ 71,000	\$ 53,000	\$ 38,000	\$ 38,000	\$ 38,000	\$ 338,000

Friend of the Court Request



Department	Friend of the Court
------------	---------------------

Capital Requests Description	Year Requested	Requested Amount	Prior Year's Funding	Year Funded					Project Total
				2017	2018	2019	2020	2021	
Equipment/Vehicles									
Automobile (1)	2016	\$ 22,000	\$ 20,000						\$ 20,000
Automobile (1)	2017	\$ 22,000		\$ 22,000					\$ 22,000
Total Equipment Vehicles		\$ 44,000	\$ 20,000	\$ 22,000	\$ -	\$ -	\$ -	\$ -	\$ 42,000

Public Improvement									
									\$ -
Total Public Improvement		\$ -	\$ -	\$ -	\$ -	\$ -	\$ -	\$ -	\$ -

Technology Equipment									
Scanners	2015	\$ 5,000	\$ 5,000						\$ 5,000
Total Technology Equipment		\$ 5,000	\$ 5,000	\$ -	\$ -	\$ -	\$ -	\$ -	\$ 5,000

Total All		\$ 49,000	\$ 25,000	\$ 22,000	\$ -	\$ -	\$ -	\$ -	\$ 47,000
------------------	--	------------------	------------------	------------------	-------------	-------------	-------------	-------------	------------------

Revenue Fund Request	Requested Amount	Prior Year's Funding	Approved					Total
			2017	2018	2019	2020	2021	
Equipment/Vehicles (DTR Fund)	\$ 44,000	\$ 10,000	\$ 11,000					\$ 21,000
Public Improvement (DTR Fund)								\$ -
Technology (DTR Fund)	\$ 5,000	\$ 2,500						\$ 2,500
Aging Millage								\$ -
Health Fund								\$ -
Justice Center Reserve Fund								\$ -
Other		\$ 12,500	\$ 11,000					\$ 23,500
Total	\$ 49,000	\$ 25,000	\$ 22,000	\$ -	\$ -	\$ -	\$ -	\$ 47,000

Geographic Information Systems Request



Department	Geographic Information Systems
------------	--------------------------------

Capital Requests Description	Year Requested	Requested Amount	Prior Year's Funding	Year Funded					Project Total
				2017	2018	2019	2020	2021	
Equipment/Vehicles									
									\$ -
Total Equipment Vehicles		\$ -		\$ -	\$ -	\$ -	\$ -	\$ -	\$ -
Public Improvement									
									\$ -
Total Public Improvement		\$ -		\$ -	\$ -	\$ -	\$ -	\$ -	\$ -
Technology Equipment									
Replacement of GPS Unit	2016	\$ 7,500	\$ 7,500						\$ -
Revolving Fund for replacement / repair of equipment	2017	\$ 8,000	\$ 8,000	\$ 1,000	\$ 1,000	\$ 1,000	\$ 1,000	\$ 1,000	\$ 5,000
Aerial re-flight	2015	\$ 80,000	\$ 40,000						\$ -
2019 Aerial re-flight	2016	\$ 80,000	\$ 20,000	\$ 20,000	\$ 20,000	\$ 20,000			\$ 60,000
Total Technology Equipment		\$ 175,500	\$ 75,500	\$ 21,000	\$ 21,000	\$ 21,000	\$ 1,000	\$ 1,000	\$ 65,000
Total All		\$ 175,500	\$ 75,500	\$ 21,000	\$ 21,000	\$ 21,000	\$ 1,000	\$ 1,000	\$ 65,000

Geographic Information Systems Request



Revenue Fund Request	Requested Amount		Approved					Total
	2017	2018	2019	2020	2021			
Equipment/Vehicles (DTR Fund)								\$ -
Public Improvement (DTR Fund)								\$ -
Technology (DTR Fund)	\$ 175,500	\$ 75,500	\$ 21,000	\$ 21,000	\$ 21,000	\$ 1,000	\$ 1,000	\$ 65,000
Aging Millage								\$ -
Health Fund								\$ -
Justice Center Reserve Fund								\$ -
Other								\$ -
Total	\$ 175,500	\$ 44,000	\$ 21,000	\$ 21,000	\$ 21,000	\$ 1,000	\$ 1,000	\$ 65,000

Health Department Request



Department	Health Department
------------	-------------------

Capital Requests Description	Year Requested	Requested Amount	Prior Year's Funding	Year Funded					Project Total
				2017	2018	2019	2020	2021	
Equipment/Vehicles									
4 Passenger Automobile (1)	2017	\$ 20,000		\$ 17,000					\$ 17,000
Total Equipment Vehicles		\$ 20,000	\$ -	\$ 17,000	\$ -	\$ -	\$ -	\$ -	\$ 17,000

Public Improvement									
Carpet/Flooring (Selected Areas)	2017	\$ 8,000			\$ 8,000				\$ 8,000
Front EH/Receptionist Lobby Redesign	2017	\$ 25,000			\$ 25,000				\$ 25,000
Total Public Improvement		\$ 33,000	\$ -	\$ -	\$ 33,000	\$ -	\$ -	\$ -	\$ 33,000

Technology Equipment									
Install/expand WIFI system on ground/ 2nd Floor of HSB	2016	\$ 20,000	\$ 20,000						\$ -
Total Technology Equipment		\$ 20,000	\$ 20,000	\$ -	\$ -	\$ -	\$ -	\$ -	\$ -

Total All		\$ 73,000	\$ 20,000	\$ 17,000	\$ 33,000	\$ -	\$ -	\$ -	\$ 50,000
------------------	--	------------------	------------------	------------------	------------------	-------------	-------------	-------------	------------------

Revenue Fund Request	Requested Amount	Prior Year's Fundind	Approved					Total
			2017	2018	2019	2020	2021	
Equipment/Vehicles (DTR Fund)	\$ 20,000		\$ 17,000					\$ 17,000
Public Improvement (DTR Fund)	\$ 33,000			\$ 33,000				\$ 33,000
Technology (DTR Fund)	\$ 20,000	\$ 20,000						\$ -
Aging Millage								\$ -
Health Fund								\$ -
Justice Center Reserve Fund								\$ -
Other								\$ -
Total	\$ 73,000	\$ 20,000	\$ 17,000	\$ 33,000	\$ -	\$ -	\$ -	\$ 50,000

Home Delivered Meals Request



Department	Department on Aging
------------	---------------------

Capital Requests Description	Year Requested	Requested Amount	Prior Year's Funding	Year Funded					Project Total
				2017	2018	2019	2020	2021	
Equipment/Vehicles									
Meals on Wheels Van (2)	2016	\$ 52,000	\$ 46,000						\$ -
Meals on Wheels Van (2)	2017	\$ 52,000		\$ 46,500					\$ 46,500
Meals on Wheels Van (2)	2018	\$ 45,000			\$ 48,000				\$ 48,000
Meals on Wheels Van (2)	2019	\$ 50,000				\$ 50,000			\$ 50,000
Meals on Wheels Van (2)	2020	\$ 50,000					\$ 50,000		\$ 50,000
Meals on Wheels Van (2)	2021	\$ 50,000						\$ 50,000	\$ 50,000
Crouch Center Dining Room Chairs	2017	\$ 17,100		\$ 17,100					\$ 17,100
Total Equipment Vehicles		\$ 316,100	\$ 46,000	\$ 63,600	\$ 48,000	\$ 50,000	\$ 50,000	\$ 50,000	\$ 261,600
Public Improvement									
									\$ -
Total Public Improvement		\$ -	\$ -	\$ -	\$ -	\$ -	\$ -	\$ -	\$ -
Technology Equipment									
									\$ -
Total Technology Equipment		\$ -	\$ -	\$ -	\$ -	\$ -	\$ -	\$ -	\$ -
Total All		\$ 316,100	\$ 46,000	\$ 63,600	\$ 48,000	\$ 50,000	\$ 50,000	\$ 50,000	\$ 261,600

Home Delivered Meals Request



Revenue Fund Request	Requested Amount	Prior Year's Funding	2017	2018	2019	2020	2021	Total
Equipment/Vehicles (DTR Fund)								\$ -
Public Improvement (DTR Fund)								\$ -
Technology (DTR Fund)								\$ -
Aging Millage	\$ 316,100	\$ 46,000	\$ 63,600	\$ 48,000	\$ 50,000	\$ 50,000	\$ 50,000	\$ 261,600
Health Fund								\$ -
Justice Center Reserve Fund								\$ -
								\$ -
Total	\$ 316,100	\$ 46,000	\$ 63,600	\$ 48,000	\$ 50,000	\$ 50,000	\$ 50,000	\$ 261,600

Information Technology Request



Department	Information Technology
------------	------------------------

Capital Requests Description	Year Requested	Requested Amount	Prior Year's Funding	2017	2018	2019	2020	2021	Project Total
Equipment/Vehicles									
Total Equipment Vehicles		\$ -		\$ -	\$ -	\$ -	\$ -		\$ -

Public Improvement									
Total Public Improvement		\$ -		\$ -	\$ -	\$ -	\$ -		\$ -

Technology Equipment									
Server Software Upgrades	2016	\$ 10,000	\$ 10,000						\$ -
Server Software Upgrades	2017	\$ 10,000		\$ 10,000					\$ 10,000
Server Software Upgrades	2018	\$ 10,000			\$ 10,000				\$ 10,000
Server Software Upgrades	2019	\$ 10,000				\$ 10,000			\$ 10,000
Server Software Upgrades	2020	\$ 10,000					\$ 10,000		\$ 10,000
Server Software Upgrades	2020	\$ 10,000						\$ 10,000	\$ 10,000
Imaging	2015	\$ 200,000	\$ 200,000	\$ 100,000	\$ 200,000				\$ 300,000
UPS & Hardware Repair	2016	\$ 20,000	\$ 8,000						\$ -
UPS & Hardware Repair	2017	\$ 20,000		\$ 20,000					\$ 20,000
UPS & Hardware Repair	2018	\$ 20,000			\$ 20,000				\$ 20,000
UPS & Hardware Repair	2019	\$ 20,000				\$ 20,000			\$ 20,000
UPS & Hardware Repair	2020	\$ 20,000					\$ 20,000		\$ 20,000
UPS & Hardware Repair	2021	\$ 20,000						\$ 20,000	\$ 20,000
Router and Switch Replacement	2016	\$ 20,000	\$ 20,000						\$ -
Router and Switch Replacement	2017	\$ 20,000		\$ 20,000					\$ 20,000
Router and Switch Replacement	2018	\$ 20,000			\$ 20,000				\$ 20,000
Router and Switch Replacement	2019	\$ 20,000				\$ 20,000			\$ 20,000
Router and Switch Replacement	2020	\$ 20,000					\$ 20,000		\$ 20,000
Router and Switch Replacement	2021	\$ 20,000						\$ 20,000	\$ 20,000
Printer Replacement Fund	2016	\$ 30,000	\$ 30,000						\$ -
Printer Replacement Fund	2017	\$ 10,000		\$ 5,000					\$ 5,000
Printer Replacement Fund	2018	\$ 10,000			\$ 30,000				\$ 30,000
Printer Replacement Fund	2019	\$ 10,000				\$ 30,000			\$ 30,000

Information Technology Request



Printer Replacement Fund	2020	\$ 10,000					\$ 30,000		\$ 30,000
Printer Replacement Fund	2021	\$ 10,000						\$ 30,000	\$ 30,000
Computer Replacement Fund	2016	\$ 100,000	\$ 100,000						\$ -
Computer Replacement Fund	2017	\$ 100,000		\$ 100,000					\$ 100,000
Computer Replacement Fund	2018	\$ 100,000			\$ 100,000				\$ 100,000
Computer Replacement Fund	2019	\$ 100,000				\$ 100,000			\$ 100,000
Computer Replacement Fund	2020	\$ 100,000					\$ 100,000		\$ 100,000
Computer Replacement Fund	2021	\$ 100,000						\$ 100,000	\$ 100,000
Vmware view Virtual Desktops	2015	\$ 200,000	\$ 100,000						\$ -
Vmware view Virtual Desktops	2016	\$ 75,000			\$ 175,000				\$ 175,000
Vmware view Virtual Desktops	2017	\$ 75,000			\$ 75,000				\$ 75,000
Vmware view Virtual Desktops	2018	\$ 75,000				\$ 75,000			\$ 75,000
Vmware view Virtual Desktops	2019	\$ 75,000					\$ 75,000		\$ 75,000
Wireless Access Points	2016	\$ 10,000	\$ 10,000						\$ -
Wireless Access Points	2017	\$ 10,000		\$ 10,000					\$ 10,000
Wireless Access Points	2018	\$ 10,000			\$ 10,000				\$ 10,000
Wireless Access Points	2019	\$ 10,000				\$ 10,000			\$ 10,000
Wireless Access Points	2020	\$ 10,000					\$ 10,000		\$ 10,000
Wireless Access Points	2021	\$ 10,000						\$ 10,000	\$ 10,000
Desktop Software Updates	2016	\$ 50,000	\$ 40,000						\$ -
Desktop Software Updates	2017	\$ 50,000		\$ 50,000					\$ 50,000
Desktop Software Updates	2018	\$ 50,000			\$ 50,000				\$ 50,000
Desktop Software Updates	2019	\$ 50,000				\$ 50,000			\$ 50,000
Desktop Software Updates	2020	\$ 50,000					\$ 50,000		\$ 50,000
Desktop Software Updates	2021	\$ 50,000						\$ 50,000	\$ 50,000
SAN Storage Expansion	2016	\$ 40,000	\$ 40,000						\$ -
Exigrid Backup Expansion	2016	\$ 40,000	\$ 40,000						\$ -
Financial System Upgrade	2015	\$ 450,000	\$ 150,000	\$ 150,000	\$ 150,000				\$ 300,000
									\$ -
<u>Core Network Switch Replacement</u>	<u>2018</u>	<u>\$ 100,000</u>	<u>\$ 20,000</u>	<u>\$ 20,000</u>	<u>\$ 30,000</u>	<u>\$ 50,000</u>			<u>\$ 100,000</u>
Total Technology Equipment		\$ 2,670,000	\$ 768,000	\$ 485,000	\$ 870,000	\$ 365,000	\$ 315,000	\$ 240,000	\$ 2,275,000

Information Technology Request



Total All	\$ 2,670,000	\$ 768,000	\$ 485,000	\$ 870,000	\$ 365,000	\$ 315,000	\$ 240,000	\$ 2,275,000
------------------	---------------------	-------------------	-------------------	-------------------	-------------------	-------------------	-------------------	---------------------

Revenue Fund Request	Requested Amount	Approved					Total	
		2017	2018	2019	2020	2021		
Equipment/Vehicles (DTR Fund)							\$ -	
Public Improvement (DTR Fund)							\$ -	
Technology (DTR Fund)	\$ 2,600,500	\$ 530,000	\$ 485,000	\$ 870,000	\$ 365,000	\$ 315,000	\$ 240,000	\$ 2,275,000
Aging Millage								\$ -
Health Fund								\$ -
Justice Center Reserve Fund								\$ -
								\$ -
Total	\$ 2,600,500	\$ 530,000	\$ 485,000	\$ 870,000	\$ 365,000	\$ 315,000	\$ 240,000	\$ 2,275,000

Parks Request



Department	Parks
------------	-------

Capital Requests Description	Year Requested	Requested Amount	Prior Year's Funding	Year Funded					Project Total
				2017	2018	2019	2020	2021	
Equipment/Vehicles									
Parks Mowing Crew Trailer	2013	\$ 10,000		\$ 10,000					\$ 10,000
Parks Maintenance Truck (1) with plow	2016	\$ 35,000	\$ 35,000						\$ -
Fairway Mower (1)	2015	\$ 50,000		\$ 60,000					\$ 60,000
Fairway Mower (1)	2017	\$ 60,000			\$ 60,000				\$ 60,000
Turf Vehicle (GAS Model)	2016	\$ 8,500			\$ 8,500				\$ 8,500
Tow Behind Rotary Mower (1)	2016	\$ 17,000			\$ 17,000				\$ 17,000
Utility Tractor (1)	2017	\$ 19,000		\$ 19,000					\$ 19,000
Greens mower (1)	2015	\$ 20,000			\$ 30,000				\$ 30,000
Greens mower (1)	2017	\$ 30,000				\$ 30,000			\$ 30,000
Sand Pro	2018	\$ 20,000				\$ 20,000			\$ 20,000
Rotary Mowers (2)	2018	\$ 40,000				\$ 40,000			\$ 40,000
4X4 HD Truck w/plow	2018	\$ 30,000				\$ 30,000			\$ 30,000
Mowing Trailer	2018	\$ 10,000				\$ 10,000			\$ 10,000
Dump Trailer	2018	\$ 10,000				\$ 10,000			\$ 10,000
Trail Brush Mower	2019	\$ 15,000				\$ 15,000			\$ 15,000
Utility Tractor (1)	2016	\$ 18,000			\$ 18,000				\$ 18,000
Turf Utility Vehicles - GAS model with a ball picker unit	2018	\$ 12,000				\$ 12,000			\$ 12,000
Greens mower (1)	2019	\$ 30,000					\$ 30,000		\$ 30,000
Utility Tractor (1)	2019	\$ 20,000					\$ 20,000		\$ 20,000
Bank Mower	2020	\$ 40,000						\$ 40,000	\$ 40,000
Chemical Sprayer Unit	2020	\$ 50,000						\$ 50,000	\$ 50,000
Turbine Blower	2020	\$ 12,000						\$ 12,000	\$ 12,000
Hotzy Pressure Washer for Maintenance Shop	2016	\$ 7,000			\$ 7,000				\$ 7,000
Mobile pressure washer unit for out county parks	2016	\$ 10,000			\$ 10,000				\$ 10,000
Equipment mowing trailer	2017	\$ 10,000			\$ 10,000				\$ 10,000
Zero Turn 60" Mower	2017	\$ 10,000			\$ 10,000				\$ 10,000

Parks Request



Capital Requests Description	Year Requested	Requested Amount	Prior Year's Funding	Year Funded					Project Total
				2017	2018	2019	2020	2021	
4WD HD Stackbody/Dumping Cab Truck with Box Unit	2018	\$ 60,000				\$ 60,000			\$ 60,000
4WD Truck	2019	\$ 40,000					\$ 40,000		\$ 40,000
4WD Truck	2020	\$ 35,000						\$ 35,000	\$ 35,000
4WD Dual Rear Wheel Crew Cab Truck	2020	\$ 50,000						\$ 50,000	\$ 50,000
Man Lift	2020	\$ 15,000						\$ 15,000	\$ 15,000
Total Equipment Vehicles		\$ 793,500	\$ 35,000	\$ 89,000	\$ 170,500	\$ 227,000	\$ 90,000	\$ 202,000	\$ 778,500

Public Improvement									
Parks Office/Golf Parking Lot	2012	\$ 100,000	\$ 40,000						\$ -
Pleasant Lake Restroom	2014	\$ 100,000	\$ 50,000		\$ 50,000				\$ 50,000
Cascades Short Course parking Lot	2015	\$ 80,000				\$ 80,000			\$ 80,000
Cascades Play Structure	2016	\$ 60,000							\$ -
Sparks Park Lagoon Dredging	2014	\$ 2,000,000							\$ -

Parks Request



Capital Requests Description	Year Requested	Requested Amount	Prior Year's Funding	Year Funded					Project Total
				2017	2018	2019	2020	2021	
Cascades Renovation	2014	\$ 10,000,000			\$ 5,000	\$ 50,000	\$ 50,000	\$ 50,000	\$ 155,000
Vandercook Lake Parking Lot	2017	\$ 100,000							\$ -
Clear Lake Project	2017	\$ 150,000							\$ -
Trail Connector Project	2013	\$ 100,000							\$ -
Golf Course Cart Path Project	2016	\$ 100,000							\$ -
Golf Course Irrigation Replacement	2017	\$ 550,000							\$ -
Spill and Wash Containment	2015	\$ 25,000			\$ 25,000				\$ 25,000
Restroom Facility (CXT style) on the FWT at Teft Road	2016	\$ 50,000	\$ 50,000		\$ 50,000				\$ 50,000
Dry Sand Storage Unit	2015	\$ 10,000	\$ 10,000						\$ -
Renovate Holes 17 and 18	2019	\$ 30,000					\$ 30,000		\$ 30,000
Concrete Floor Barn 3	2017	\$ 10,000			\$ 10,000				\$ 10,000
Roll up doors in Maint. Barns	2017	\$ 10,000			\$ 10,000				\$ 10,000
Pleasant Lake Well Casing	2017	\$ 20,000			\$ 20,000				\$ 20,000
Clark Lake Shelter	2017	\$ 20,000			\$ 20,000				\$ 20,000
Dry Storage Units	2017	\$ 10,000			\$ 10,000				\$ 10,000
WiFi for Park Facilities	2017	\$ 5,000			\$ 5,000				\$ 5,000
Lime Lake Shelter	2018	\$ 20,000				\$ 20,000			\$ 20,000
Lime Lake Playground	2018	\$ 30,000				\$ 30,000			\$ 30,000
Clark Lake Playground	2018	\$ 30,000				\$ 30,000			\$ 30,000
Portage Lake Shelter	2019	\$ 20,000					\$ 20,000		\$ 20,000
Portage Lake Playground	2019	\$ 30,000					\$ 30,000		\$ 30,000
Round Lake Artesian Well	2019	\$ 20,000					\$ 20,000		\$ 20,000
Cascades Playground	2019	\$ 75,000					\$ 75,000		\$ 75,000
Picnic Shelter (20 x 40 tent structure with a concrete pad)	2016	\$ 25,000			\$ 25,000				\$ 25,000
Siding and structural repair for both cart barns with roll up doors (4 doors)	2016	\$ 16,000			\$ 16,000				\$ 16,000
Club House Patio Extension 10 x 40	2017								\$ -
Bridge Culvert replacement Project 4 locations	2017	\$ 200,000			\$ 200,000				\$ 200,000
Carpet replacement in club house	2017	\$ 8,000			\$ 8,000				\$ 8,000
General Driving Range Enhancements	2018								\$ -

Parks Request



Capital Requests Description	Year Requested	Requested Amount	Prior Year's Funding	Year Funded					Project Total
				2017	2018	2019	2020	2021	
Storm Shelters	2018	\$ 5,000				\$ 5,000			\$ 5,000
Tee Box Enhancements	2018	\$ 5,000				\$ 5,000			\$ 5,000
Tee Box Creation of new forward tee boxes	2018	\$ 10,000				\$ 10,000			\$ 10,000
Administrative Office Carpeting	2016	\$ 11,500			\$ 11,500				\$ 11,500
Pleasant Lake Seawall	2016	\$ 10,000					\$ 10,000		\$ 10,000
General Beach Sand Replacement	2016	\$ 15,000					\$ 15,000		\$ 15,000
Boat Ramp Repair - Multiple Locations	2016	\$ 15,000			\$ 15,000				\$ 15,000
Demolition of 4 structures in the parks	2016	\$ 40,000			\$ 40,000				\$ 40,000
Lean-to structure for equipment storage for 2016 with a concrete floor	2016	\$ 15,000			\$ 15,000				\$ 15,000
Maintenance operations shop re-design and office enhancement 2016	2016	\$ 30,000			\$ 30,000				\$ 30,000
Vineyard Lake Pier	2017	\$ 50,000			\$ 50,000				\$ 50,000
Lime Lake Pier	2018	\$ 50,000				\$ 50,000			\$ 50,000
Campground Roadway enhancements	2016	\$ 40,000			\$ 40,000				\$ 40,000
Wolf Lake Shelter	2020	\$ 40,000						\$ 40,000	\$ 40,000
Gillettes Lake Shelter	2020	\$ 40,000						\$ 40,000	\$ 40,000
Total Public Improvement		\$ 14,380,500	\$ 150,000	\$ -	\$ 655,500	\$ 280,000	\$ 250,000	\$ 130,000	\$ 1,315,500
Technology Equipment									
Campground Software System	2016	\$ 1,000			\$ 1,000				\$ 1,000
Computer Tablets	2016	\$ 2,400			\$ 1,800				\$ 1,800
									\$ -
Total Technology Equipment		\$ 3,400	\$ -	\$ -	\$ 2,800	\$ -	\$ -	\$ -	\$ 2,800
Total All		\$ 15,177,400	\$ 185,000	\$ 89,000	\$ 828,800	\$ 507,000	\$ 340,000	\$ 332,000	\$ 2,096,800

Parks Request



Capital Requests									
Description	Year Requested	Requested Amount	Prior Year's Funding	Year Funded					Project Total
				2017	2018	2019	2020	2021	
Revenue Fund Request		Requested Amount		Approved					Total
				2017	2018	2019	2020	2021	
Equipment/Vehicles (DTR Fund)		\$ 793,500		\$ 89,000	\$ 170,500	\$ 227,000	\$ 90,000	\$ 202,000	\$ 778,500
Public Improvement (DTR Fund)		\$ 14,380,500	\$ 100,000	\$ -	\$ 655,500	\$ 280,000	\$ 250,000	\$ 130,000	\$ 1,315,500
Technology (DTR Fund)		\$ 3,400		\$ -	\$ 2,800	\$ -	\$ -	\$ -	\$ 2,800
Aging Millage									\$ -
Health Fund									\$ -
Justice Center Reserve Fund									\$ -
Other				\$ -					\$ -
Total		\$ 15,177,400	\$ 100,000	\$ 89,000	\$ 828,800	\$ 507,000	\$ 340,000	\$ 332,000	\$ 2,096,800

Administrator/Controller



Department	Administrator/Controller
------------	--------------------------

Capital Requests Description	Year Requested	Requested Amount	Prior Year's Funding	2017	2018	2019	2020	2021	Project Total
Equipment/Vehicles									
Land Assembly Economic Development Project	2016	\$ 226,000	\$ 226,000						\$ -
Total Equipment Vehicles		\$ 226,000	\$ 226,000	\$ -	\$ -	\$ -	\$ -	\$ -	\$ -
Public Improvement									
									\$ -
Total Public Improvement		\$ -	\$ -	\$ -	\$ -	\$ -	\$ -	\$ -	\$ -
Technology Equipment									
									\$ -
									\$ -
Total Technology Equipment		\$ -	\$ -	\$ -	\$ -	\$ -	\$ -	\$ -	\$ -
Total All		\$ 226,000	\$ 226,000	\$ -	\$ -	\$ -	\$ -	\$ -	\$ -

Revenue Fund Request	Requested Amount	2017	2018	2019	2020	2021	Total
Equipment/Vehicles (DTR Fund)							\$ -
Public Improvement (DTR Fund)							\$ -
Technology (DTR Fund)							\$ -
Aging Millage							\$ -
Health Fund							\$ -
Justice Center Reserve Fund							\$ -
Other	\$ 226,000	\$ 226,000					\$ 226,000
Total	\$ 226,000	\$ 226,000	\$ -	\$ -	\$ -	\$ -	\$ 226,000

Treasurer Request



Department	Treasurer - Delinquent Tax Administration
------------	---

Capital Requests	Year Requested	Requested Amount	Year Funded					Project Total
Description	Capital Type		2017	2018	2019	2020	2021	
Equipment/Vehicles								
								\$ -
Total Equipment Vehicles		\$ -	\$ -	\$ -	\$ -	\$ -	\$ -	\$ -

Public Improvement								
								\$ -
Total Public Improvement		\$ -	\$ -	\$ -	\$ -	\$ -	\$ -	\$ -

Technology Equipment								
								\$ -
Total Technology Equipment		\$ -	\$ -	\$ -	\$ -	\$ -	\$ -	\$ -

Total All		\$ -	\$ -	\$ -	\$ -	\$ -	\$ -	\$ -
------------------	--	------	------	------	------	------	------	------

Fund Requested	Requested Amount	Approved					Total
Fund Request		2017	2018	2019	2020	2021	
Equipment/Vehicles (DTR Fund)							\$ -
Public Improvement (DTR Fund)							\$ -
Technology (DTR Fund)							\$ -
Aging Millage							\$ -
Health Fund							\$ -
Justice Center Reserve Fund							\$ -
		\$ -	\$ -	\$ -	\$ -	\$ -	\$ -

Youth Center Request



Department	Youth Center
------------	--------------

Capital Requests Description	Year Requested	Requested Amount	Prior Year's Funding	2017	2018	Year Funded			Project Total
						2019	2020	2021	
Equipment/Vehicles									
Commerical Dryer	2015	\$ 12,000		\$ 12,000					\$ 12,000
Commerical Dryer	2016	\$ 12,000		\$ 12,000					\$ 12,000
New Car (2)	2016	\$ 30,000			\$ 15,000				\$ 15,000
Commercial Dishwasher Replacement	2017	\$ 6,000		\$ 6,000					\$ 6,000
Commercial Stove Replacement	2016	\$ 5,000		\$ 5,000					\$ 5,000
Walkthrough Metal Detector (2)	2016	\$ 10,000	\$ 10,000	\$ 10,000					\$ 10,000
Total Equipment Vehicles		\$ 75,000	\$ 10,000	\$ 45,000	\$ 15,000	\$ -	\$ -	\$ -	\$ 60,000
Public Improvement									
Total Public Improvement		\$ -	\$ -	\$ -	\$ -	\$ -	\$ -	\$ -	\$ -
Technology Equipment									
Resident Management Software	2015	\$ 30,000					\$ 30,000		\$ 30,000
Total Technology Equipment		\$ 30,000	\$ -	\$ -	\$ -	\$ -	\$ 30,000	\$ -	\$ 30,000
Total All		\$ 105,000	\$ 10,000	\$ 45,000	\$ 15,000	\$ -	\$ 30,000	\$ -	\$ 90,000

Youth Center Request



Revenue Fund Request	Requested Amount	Prior Year's Funding	Approved					Total
			2017	2018	2019	2020	2021	
Equipment/Vehicles (DTR Fund)	\$ 75,000	\$ 10,000	\$ 45,000	\$ 28,000	\$ 15,000			\$ 88,000
Public Improvement (DTR Fund)								\$ -
Technology (DTR Fund)	\$ 30,000					\$ 30,000		\$ 30,000
Aging Millage								\$ -
Health Fund								\$ -
Justice Center Reserve Fund								\$ -
								\$ -
Total	\$ 105,000	\$ 10,000	\$ 45,000	\$ 28,000	\$ 15,000	\$ 30,000	\$ -	\$ 118,000

Public Improvement Building - Non-Courthouse Request



Department	Public Improvement Building - Youth Center
------------	--

Capital Requests Description	Year Requested	Requested Amount	Prior Year's Funding	Year Funded					Project Total
				2017	2018	2019	2020	2021	
Equipment/Vehicles									
									\$ -
Total Equipment Vehicles		\$ -		\$ -	\$ -	\$ -	\$ -	\$ -	\$ -

Public Improvement									
Tuck point south side JCCP	2015	\$ 10,000		\$ 10,000					\$ 10,000
Tuck point east side JCCP	2016	\$ 10,000		\$ 10,000					\$ 10,000
New Barn Roof	2016	\$ 5,000	\$ 25,000						\$ -
Upsize generator	2016	\$ 40,000	\$ 40,000						\$ -
Replace store front windows/door systems	2017	\$ 20,000			\$ 20,000				\$ 20,000
Tuck point North side JCCP	2017	\$ 10,000		\$ 10,000					\$ 10,000
Tuck Point West side JCCP	2018	\$ 10,000		\$ 10,000					\$ 10,000
Security System Upgrades	2019	\$ 20,000				\$ 20,000			\$ 20,000
Construct Sally Port	2015	\$ 30,000			\$ 30,000				\$ 30,000
Replace bad insulated duct work	2020	\$ 12,000					\$ 12,000		\$ 12,000
Pipe Replacement - Weight Room	2017	\$ 20,000			\$ 20,000				\$ 20,000
Kitchen Make Up Air	2017	\$ 30,000		\$ 30,000					\$ 30,000
Kitchen Exhaust Fan	2017	\$ 5,000		\$ 5,000					\$ 5,000
Roof Top Units	2017	\$ 20,000		\$ 5,000	\$ 5,000	\$ 5,000	\$ 5,000	\$ 5,000	\$ 25,000
Total Public Improvement		\$ 242,000	\$ 65,000	\$ 80,000	\$ 75,000	\$ 25,000	\$ 17,000	\$ 5,000	\$ 202,000

Technology Equipment									
									\$ -
Total Technology Equipment		\$ -		\$ -	\$ -	\$ -	\$ -	\$ -	\$ -
Total All		\$ 242,000		\$ 80,000	\$ 75,000	\$ 25,000	\$ 17,000	\$ 5,000	\$ 202,000

Public Improvement Building - Non-Courthouse Request



Capital Requests									
Description	Year Requested	Requested Amount	Prior Year's Funding	2017	2018	2019	2020	2021	Project Total
Equipment/Vehicles (DTR Fund)									\$ -
Public Improvement (DTR Fund)		\$ 242,000	\$ 65,000	\$ 80,000	\$ 75,000	\$ 25,000	\$ 17,000	\$ 5,000	\$ 202,000
Technology (DTR Fund)									\$ -
Aging Millage									\$ -
Health Fund									\$ -
Justice Center Reserve Fund									\$ -
Other									\$ -
Total		\$ 242,000	\$ 65,000	\$ 80,000	\$ 75,000	\$ 25,000	\$ 17,000	\$ 5,000	\$ 202,000

Public Improvement Building - Non-Courthouse Request



Department	Public Improvement Building - Fair
------------	------------------------------------

Capital Requests Description	Year Requested	Requested Amount	Prior Year's Funding	Year Funded					Project Total
				2017	2018	2019	2020	2021	
Equipment/Vehicles									
New gator	2015	\$ 10,000							\$ -
New Truck	2016	\$ 27,000							\$ -
Scissor Lift	2017	\$ 20,000		\$ 30,000					\$ 30,000
Skide Steer	2016	\$ 28,000							\$ -
Forklift	2018	\$ 25,000							\$ -
Total Equipment Vehicles		\$ 110,000	\$ -	\$ 30,000	\$ -	\$ -	\$ -	\$ -	\$ 30,000

Public Improvement									
Fair Grandstand concrete repair part 2	2015	\$ 50,000	\$ 50,000						\$ -
Fair Grandstand structural steel rehabilitation	2015	\$ 25,000	\$ 25,000						\$ -
Replace power poles	2015	\$ 10,000	\$ 10,000						\$ -
Replace electrical lines	2015	\$ 10,000	\$ 10,000						\$ -
Blackstone electrical upgrades	2016	\$ 50,000	\$ 50,000	\$ 50,000					\$ 50,000
Fair Master Plan Implementation	2016	\$ 185,895	\$ 107,895						\$ -
Main grounds electrical upgrades	2017	\$ 50,000			\$ 50,000				\$ 50,000
Water Line Relocation Event Center	2017	\$ 5,000		\$ 5,000					\$ 5,000
Total Public Improvement		\$ 385,895	\$ 252,895	\$ 55,000	\$ 50,000	\$ -	\$ -	\$ -	\$ 105,000

Technology Equipment									
									\$ -
Total Technology Equipment		\$ -	\$ -	\$ -	\$ -	\$ -	\$ -	\$ -	\$ -
Total All		\$ 495,895	\$ 252,895	\$ 85,000	\$ 50,000	\$ -	\$ -	\$ -	\$ 135,000

Public Improvement Building - Non-Courthouse Request



Revenue Fund Request	Requested		Approved					Total
	Amount		2017	2018	2019	2020	2021	
Equipment/Vehicles (DTR Fund)	\$ 110,000		\$ 30,000					\$ 30,000
Public Improvement (DTR Fund)	\$ 385,895	\$ 252,895	\$ 55,000	\$ 50,000				\$ 105,000
Technology (DTR Fund)								\$ -
Aging Millage								\$ -
Health Fund								\$ -
Justice Center Reserve Fund								\$ -
Other		\$ 70,000						\$ -
Total	\$ 495,895	\$ 322,895	\$ 85,000	\$ 50,000		\$ -	\$ -	\$ 135,000

Public Improvement Building - Non-Courthouse Request



Department	Public Improvement Building - Northlawn Building
------------	--

Capital Requests Description	Year Requested	Requested Amount	Prior Year's Actual	Year Funded					Project Total
				2017	2018	2019	2020	2021	
Equipment/Vehicles									\$ -
Total Equipment Vehicles		\$ -		\$ -	\$ -	\$ -	\$ -	\$ -	\$ -

Public Improvement									
NL Tuckpointing	2015	\$ 65,300		\$ 40,000					\$ 40,000
Roof repairs (Clay tiltes)	2016	\$ 30,000	\$ 30,000						\$ -
Roof Repairs rubber	2017	\$ 30,000		\$ 30,000					\$ 30,000
Replace entrance walk and handrail	2018	\$ 40,000			\$ 40,000				\$ 40,000
Replace sidewalk west side	2019	\$ 20,000				\$ 20,000			\$ 20,000
Support Services Area Renovation	2017	\$ 110,000	\$ 10,000		\$ 100,000				\$ 100,000
Contingency	2015	\$ 10,000	\$ 10,000						\$ -
Roof Replacement	2017	\$ 350,000			\$ 350,000				\$ 350,000
Windows	2017	\$ 10,000		\$ 25,000	\$ 25,000	\$ 25,000	\$ 25,000	\$ 25,000	\$ 125,000
Exterior Stucco	2017	\$ 8,000		\$ 8,000					\$ 8,000
West Steps	2017	\$ 8,000			\$ 8,000				\$ 8,000
Building Control Systems	2017	\$ 30,000		\$ 30,000					\$ 30,000
Fire Escape	2017	\$ 5,000			\$ 5,000				\$ 5,000
Total Public Improvement		\$ 716,300	\$ 50,000	\$ 133,000	\$ 528,000	\$ 45,000	\$ 25,000	\$ 25,000	\$ 756,000

Technology Equipment									
									\$ -
Total Technology Equipment		\$ -		\$ -	\$ -	\$ -	\$ -	\$ -	\$ -
Total All		\$ 716,300	\$ 50,000	\$ 133,000	\$ 528,000	\$ 45,000	\$ 25,000	\$ 25,000	\$ 756,000

Public Improvement Building - Non-Courthouse Request



Capital Requests									
Description	Year Requested	Requested Amount	Prior Year's Actual	Year Funded					
				2017	2018	2019	2020	2021	Project Total
Revenue									
Fund Request		Requested Amount	Year's	Approved					
				2017	2018	2019	2020	2021	Total
Equipment/Vehicles (DTR Fund)									\$ -
Public Improvement (DTR Fund)		\$ 716,300	\$ 50,000	\$ 133,000	\$ 528,000	\$ 45,000	\$ 25,000	\$ 25,000	\$ 756,000
Technology (DTR Fund)									\$ -
Aging Millage									\$ -
Health Fund									\$ -
Justice Center Reserve Fund									\$ -
									\$ -
Total		\$ 716,300	\$ 50,000	\$ 133,000	\$ 528,000	\$ 45,000	\$ 25,000	\$ 25,000	\$ 756,000

Public Improvement Building - Non-Courthouse Request



Department	Public Improvement Building - Human Services Building
------------	---

Capital Requests Description	Year Requested	Requested Amount	Prior Year's Funding	Year Funded					Project Total
				2017	2018	2019	2020	2021	
Equipment/Vehicles									\$ -
Total Equipment Vehicles		\$ -		\$ -	\$ -	\$ -	\$ -	\$ -	\$ -

Public Improvement									
Parking lot sealcoat/stripe - Human Services	2020	\$ 20,000	\$ 10,000				\$ 10,000		\$ 10,000
Roof replacement part 5 - Human Services	2015	\$ 30,000			\$ 30,000				\$ 30,000
HS 2013 Salt storage shed	2015	\$ 5,000	\$ 5,000						\$ -
Rebuild parking lot A	2016	\$ 150,000	\$ 150,000						\$ -
Roof replacement part 6 - Human Services	2017	\$ 305,000		\$ 30,000	\$ 275,000				\$ 305,000
Construct Car port for County Vehicles	2015	\$ 50,000	\$ 50,000						\$ -
Landscape Front of the Building	2019	\$ 50,000				\$ 50,000			\$ 50,000
Garden Level Door Replacement	2016	\$ 15,000	\$ 15,000						\$ -
Phase IV Parking Lot Improvements (Main Level Drive)	2017	\$ 120,000		\$ 120,000					\$ 120,000
Contingency	2015	\$ 10,000							\$ -
Replace Concrete Stairs	2021	\$ 50,000						\$ 50,000	\$ 50,000
Generator	2017	\$ 35,000		\$ 35,000					\$ 35,000
Block Building Storage Upgrade	2017	\$ 56,000			\$ 56,000				\$ 56,000
Heat Exchanger Repair	2017	\$ 5,000		\$ 5,000					\$ 5,000
Hot Water Heaters	2017	\$ 10,000		\$ 10,000					\$ 10,000
Total Public Improvement		\$ 911,000	\$ 230,000	\$ 200,000	\$ 361,000	\$ 50,000	\$ 10,000	\$ 50,000	\$ 671,000

Technology Equipment									
									\$ -
Total Technology Equipment		\$ -	\$ -	\$ -	\$ -	\$ -	\$ -	\$ -	\$ -

Public Improvement Building - Non-Courthouse Request



Total All	\$	911,000	\$	230,000	\$	200,000	\$	361,000	\$	50,000	\$	10,000	\$	50,000	\$	671,000
------------------	-----------	----------------	-----------	----------------	-----------	----------------	-----------	----------------	-----------	---------------	-----------	---------------	-----------	---------------	-----------	----------------

Public Improvement Building - Non-Courthouse Request



Revenue Fund Request	Requested Amount	Prior Year's Funding	2017	2018	Approved 2019	2020	2021	Total
Equipment/Vehicles (DTR Fund)								\$ -
Public Improvement (DTR Fund)	\$ 911,000	\$ 230,000	\$ 200,000	\$ 361,000	\$ 50,000	\$ 10,000	\$ 50,000	\$ 671,000
Technology (DTR Fund)								\$ -
Aging Millage								\$ -
Health Fund								\$ -
Justice Center Reserve Fund								\$ -
								\$ -
Total	\$ 911,000	\$ 230,000	\$ 200,000	\$ 361,000	\$ 50,000	\$ 10,000	\$ 50,000	\$ 671,000

Public Improvement Building - Non-Courthouse Request



Department	Public Improvement Building - Tower
------------	-------------------------------------

Capital Requests	Year Requested	Requested Amount	Prior Year's Funding	Year Funded					Project Total
Description	Requested	Amount	Funding	2017	2018	2019	2020	2021	Project Total
Equipment/Vehicles									
									\$ -
Total Equipment Vehicles		\$ -	\$ -	\$ -	\$ -	\$ -	\$ -	\$ -	\$ -

Public Improvement									
TB 2013 - lot: finish capping; seal & stripe	2013	\$ 25,000	\$ 5,000						\$ 5,000
TB 2014 - front lobby restore & remodel: new entrance doors, brass inner doors, resotre ceiling, light fixture	2014	\$ 20,000							\$ -
Foundation Sealing	2016	\$ 50,000	\$ 50,000						\$ 50,000
Fire escape rehap	2017	\$ 150,000			\$ 150,000				\$ 150,000
Drinking Fountain Replacement	2018	\$ 5,000			\$ 5,000				\$ 5,000
11th Floor Renovation	2015	\$ 40,000							\$ -
17th Floor Renovation	2016	\$ 15,000	\$ 15,000						\$ 15,000
1st Floor Renovation	2016	\$ 10,000	\$ 10,000						\$ 10,000
Add in a sliding front for lobby remodel project	2015	\$ 10,000	\$ 10,000						\$ 10,000
Rebuild (2) Passenger Elevators	2017	\$ 650,000		\$ 650,000					\$ 650,000
Repair Granite In Alley	2017	\$ 25,000					\$ 25,000		\$ 25,000
Server Room Hardened	2017	\$ 50,000		\$ 50,000					\$ 50,000
5th Floor conference Room	2017	\$ 50,000			\$ 50,000				\$ 50,000
Roof Access Doors	2017	\$ 8,000			\$ 8,000				\$ 8,000
Building Control System	2017	\$ 6,000		\$ 6,000					\$ 6,000
10th Floor AC Install	2017	\$ 50,000			\$ 50,000				\$ 50,000
Rehab back elevator	2019	\$ 200,000				\$ 200,000			\$ 200,000
Total Public Improvement		\$ 1,364,000	\$ 90,000	\$ 706,000	\$ 263,000	\$ 200,000	\$ 25,000	\$ -	\$ 1,284,000

Public Improvement Building - Non-Courthouse Request



Capital Requests									
Description	Year Requested	Requested Amount	Prior Year's Funding	2017	2018	2019	2020	2021	Project Total
Technology Equipment									
									\$ -
Total Technology Equipment		\$ -	\$ -	\$ -	\$ -	\$ -	\$ -	\$ -	\$ -
Total All		\$ 1,364,000	\$ 90,000	\$ 706,000	\$ 263,000	\$ 200,000	\$ 25,000	\$ -	\$ 1,284,000

Revenue									
Fund Request	Requested Amount	Year's Funding	2017	2018	2019	2020	2021	Total	
Equipment/Vehicles (DTR Fund)								\$ -	
Public Improvement (DTR Fund)	\$ 1,364,000	\$ 90,000	\$ 706,000	\$ 263,000	\$ 200,000	\$ 25,000		\$ 1,284,000	
Technology (DTR Fund)								\$ -	
Aging Millage								\$ -	
Health Fund								\$ -	
Justice Center Reserve Fund								\$ -	
Other								\$ -	
Total	\$ 1,364,000	\$ 90,000	\$ 706,000	\$ 263,000	\$ 200,000	\$ 25,000	\$ -	\$ 1,284,000	

Public Improvement Building - Non-Courthouse Request



Department	Public Improvement Building - Animal Shelter
------------	--

Capital Requests Description	Year Requested	Requested Amount	Prior Year's Funding	Year Funded					Project Total
				2017	2018	2019	2020	2021	
Equipment/Vehicles									
									\$ -
Total Equipment Vehicles		\$ -		\$ -	\$ -	\$ -	\$ -	\$ -	\$ -

Public Improvement									
Install driveway to back of main animal shelter	2015	\$ 10,000							\$ -
Replace air handler east side - Animal Shelter	2015	\$ 10,000							\$ -
Sealcoat parking lot and driveway Animal Shelter	2015	\$ 15,000							\$ -
Install new roof animal shelter main building	2015	\$ 20,000	\$ 20,000						\$ -
AS 2013 - tuckpoint	2017	\$ 10,000		\$ 10,000					\$ 10,000
AS 2014 expand parking lot	2015	\$ 5,000	\$ 5,000						\$ -
EIFS repair	2015	\$ 10,000	\$ 10,000	\$ 10,000					\$ 10,000
Exhaust fan replacement	2018	\$ 10,000			\$ 10,000				\$ 10,000
Expand front parking lot	2019	\$ 50,000				\$ 50,000			\$ 50,000
Generator	2017	\$ 10,000		\$ 10,000					\$ 10,000
Air Conditioning	2017	\$ 20,000		\$ 20,000					\$ 20,000
									\$ -
Total Public Improvement		\$ 170,000	\$ 35,000	\$ 50,000	\$ 10,000	\$ 50,000	\$ -	\$ -	\$ 110,000

Technology Equipment									
									\$ -
Total Technology Equipment		\$ -	\$ -	\$ -	\$ -	\$ -	\$ -	\$ -	\$ -
									\$ -
Total All		\$ 170,000	\$ 35,000	\$ 50,000	\$ 10,000	\$ 50,000	\$ -	\$ -	\$ 110,000

Public Improvement Building - Non-Courthouse Request



Revenue Fund Request	Requested Amount	Prior Year's	2017	2018	Approved 2019	2020	2021	Total
Equipment/Vehicles (DTR Fund)								\$ -
Public Improvement (DTR Fund)	\$ 170,000	\$ 35,000		\$ 10,000	\$ 50,000	\$ -	\$ -	\$ 60,000
Technology (DTR Fund)								\$ -
Aging Millage								\$ -
Health Fund								\$ -
Justice Center Reserve Fund								\$ -
Other			\$ 50,000					\$ 50,000
Total	\$ 170,000	\$ 35,000	\$ 50,000	\$ 10,000	\$ 50,000	\$ -	\$ -	\$ 110,000

Public Improvement Building - Non-Courthouse Request



Department	Public Improvement Building - Sheriff's Department Wesley
------------	---

Capital Requests Description	Year Requested	Requested Amount	Prior Year's Funding	2017	2018	2019	2020	2021	Project Total
Equipment/Vehicles									
									\$ -
Total Equipment Vehicles		\$ -		\$ -	\$ -	\$ -	\$ -	\$ -	\$ -

Public Improvement									
West side tuck point - Sheriff's Office	2015	\$ 10,000	\$ 10,000						\$ -
Wesley St. JSO seal coat and stripe lot	2016	\$ 10,000	\$ 10,000						\$ -
Cell block plumbing upgrades	2017	\$ 20,000		\$ 20,000					\$ 20,000
Elevator Upgrades	2018	\$ 100,000			\$ 100,000				\$ 100,000
South side tuck point	2019	\$ 20,000				\$ 20,000			\$ 20,000
Option 1 - Coils In Airhandlers (12)	2017	\$ 50,000		\$ 50,000					\$ 50,000
Option 1 - Economizer Louver System	2017	\$ 22,000		\$ 22,000					\$ 22,000
Option 2 - Airhandlers Including Coil	2017	\$ 140,000							\$ -
Remote Evaporator coils	2017	\$ 8,500			\$ 8,500				\$ 8,500
Water Heater	2017	\$ 12,000			\$ 12,000				\$ 12,000
Building control system Upgrade/Repair	2017	\$ 8,000			\$ 8,000				\$ 8,000
Exhaust Fans	2017	\$ 15,000			\$ 15,000				\$ 15,000
Total Public Improvement		\$ 415,500	\$ 20,000	\$ 92,000	\$ 143,500	\$ 20,000	\$ -	\$ -	\$ 255,500

Technology Equipment									
									\$ -
Total Technology Equipment		\$ -	\$ -	\$ -	\$ -	\$ -	\$ -	\$ -	\$ -
Total All		\$ 415,500	\$ 20,000	\$ 92,000	\$ 143,500	\$ 20,000	\$ -	\$ -	\$ 255,500

Public Improvement Building - Non-Courthouse Request



Revenue Fund Request	Requested Amount	Prior Year's Funding	2017	2018	2019	2020	2021	Total
Equipment/Vehicles (DTR Fund)								\$ -
Public Improvement (DTR Fund)	\$ 415,500	\$ 20,000	\$ 92,000	\$ 143,500	\$ 20,000	\$ -	\$ -	\$ 255,500
Technology (DTR Fund)								\$ -
Aging Millage								\$ -
Health Fund								\$ -
Justice Center Reserve Fund								\$ -
Donations								\$ -
Total	\$ 415,500		\$ 92,000	\$ 143,500	\$ 20,000	\$ -	\$ -	\$ 255,500

Public Improvement Building - Non-Courthouse Request



Department	Public Improvement Building - Chanter Road Facility
------------	---

Capital Requests Description	Year Requested	Requested Amount	Prior Year's Funding	2017	2018	2019	2020	2021	Project Total
Equipment/Vehicles									
New dryer and washing machine	2019	\$ 15,000				\$ 15,000			\$ 15,000
Domestic Hot Water	2017	\$ 10,000			\$ 10,000				\$ 10,000
Total Equipment Vehicles		\$ 25,000	\$ -	\$ -	\$ 10,000	\$ 15,000	\$ -	\$ -	\$ 25,000

Public Improvement									
Chanter Rd seal coat and stripe parking lot	2016	\$ 15,000	\$ 15,000						\$ -
Build a new boat barn	2017	\$ 150,000		\$ 600,000					\$ 600,000
Rebuild Sally Port Gate	2018	\$ 20,000			\$ 20,000				\$ 20,000
Total Public Improvement		\$ 185,000	\$ 15,000	\$ 600,000	\$ 20,000	\$ -	\$ -	\$ -	\$ 620,000

Technology Equipment									
									\$ -
Total Technology Equipment		\$ -	\$ -	\$ -	\$ -	\$ -	\$ -	\$ -	\$ -
Total All		\$ 210,000	\$ 15,000	\$ 600,000	\$ 30,000	\$ 15,000	\$ -	\$ -	\$ 645,000

Revenue Fund Request	Requested Amount	Prior Year's Funding	2017	2018	2019	2020	2021	Total
Equipment/Vehicles (DTR Fund)	\$ 25,000			\$ 10,000	\$ 15,000	\$ -		\$ 25,000
Public Improvement (DTR Fund)	\$ 185,000	\$ 15,000		\$ 20,000				\$ 20,000
Technology (DTR Fund)								\$ -
Aging Millage								\$ -
Health Fund								\$ -
Justice Center Reserve Fund								\$ -
Other (State funding for building relocation)			\$ 600,000					\$ 600,000
Total	\$ 210,000		\$ 600,000	\$ 30,000	\$ 15,000	\$ -	\$ -	\$ 645,000

Public Improvement Building - Courthouse Request



Department	Public Improvement Building - Courthouse
------------	--

Capital Requests					Year Funded					Project Total
Description	Capital Type	Year Requested	Requested Amount	Prior Year's Funding	2017	2018	2019	2020	2021	
Equipment/Vehicles										
										\$ -
Total Equipment Vehicles			\$ -	\$ -	\$ -	\$ -	\$ -	\$ -	\$ -	\$ -

Public Improvement										
Paint Common Areas (First Floor)		2016	\$ 15,000	\$ 15,000						\$ 15,000
Parking lot repair - Courthouse		2015	\$ 10,000	\$ 10,000						\$ 10,000
Courtroom Remodel Circuit Court		2015	\$ 50,000							\$ -
Contingency		2015	\$ 50,000							\$ -
Replace South Side windows		2016	\$ 75,000	\$ 75,000						\$ 75,000
Paint stairwells and stairwell windows		2017	\$ 35,000		\$ 35,000					\$ 35,000
Replace district court civil AC		2018	\$ 15,000			\$ 15,000				\$ 15,000
Replacement of north exit (sliding door)		2017	\$ 12,000		\$ 12,000					\$ 12,000
Replace district court second floor AC		2019	\$ 15,000				\$ 15,000			\$ 15,000
Electrical-Generator Wiring		2017	\$ 80,000		\$ 80,000					
1st Floor Office Remodel - DC		2017	\$ 100,000		\$ 100,000					
Bike Racks		2017	\$ 10,000					\$ 10,000		
Painting Common Areas		2017	\$ 15,000						\$ 15,000	
New Walk Through Detector		2017	\$ 5,000		\$ 5,000					
Front Power Sliding Door		2017	\$ 10,000		\$ 10,000					
Carpet Maintenance - Annually		2017	\$ 6,500		\$ 6,500					
Waterproof West Wall Exterior		2017	\$ 7,000		\$ 7,000					
Tuck Pointing		2017	\$ 30,000		\$ 30,000					
Total Public Improvement			\$ 540,500	\$ 100,000	\$ 285,500	\$ 15,000	\$ 15,000	\$ 10,000	\$ 15,000	\$ 177,000

Technology Equipment										
Total Technology Equipment			\$ -	\$ -	\$ -	\$ -	\$ -	\$ -	\$ -	\$ -

Public Improvement Building - Courthouse Request



Capital Requests					Year Funded					
Description	Capital Type	Year Requested	Requested Amount	Prior Year's Funding	2017	2018	2019	2020	2021	Project Total
Total All			\$ 540,500	\$ 100,000	\$ 285,500	\$ 15,000	\$ 15,000	\$ 10,000	\$ 15,000	\$ 177,000

Public Improvement Building - Courthouse Request



Capital Requests					Year Funded					
Description	Capital Type	Year Requested	Requested Amount	Prior Year's Funding	2017	2018	2019	2020	2021	Project Total
Revenue										
Fund Request			Requested Amount		2017	2018	Approved 2019	2020	2021	Total
Equipment/Vehicles (DTR Fund)										\$ -
Public Improvement (DTR Fund)						\$ 15,000	\$ 15,000	\$ 10,000	\$ 15,000	\$ 55,000
Technology (DTR Fund)										\$ -
Aging Millage										\$ -
Health Fund										\$ -
Justice Center Reserve Fund			\$ 540,500	\$ 92,000	\$ 285,500					\$ 377,500
Other				\$ 8,000						\$ 8,000
Total			\$ 540,500	\$ 100,000	\$ 285,500	\$ 15,000	\$ 15,000	\$ 10,000	\$ 15,000	\$ 440,500

Transportation



Department	Department of Transportation
------------	------------------------------

Description	Capital Type	Year Requested	Requested Amount	Prior Year's Funding	Year Funded					Project Total
					2017	2018	2019	2020	2021	
Equipment/Vehicles										
Tandem Axle Truck (4)		2014	\$ 700,000	\$ 700,000						\$ -
Pickup (2)		2014	\$ 50,000	\$ 50,000						\$ -
										\$ -
Total Equipment Vehicles			\$ 750,000	\$ 750,000	\$ -	\$ -	\$ -	\$ -	\$ -	\$ -

Public Improvement										
Window Upgrades		2015	\$ 50,000	\$ 50,000						\$ -
Furnace Upgrade		2016	\$ 104,000	\$ 54,000				\$ 50,000		\$ 50,000
Learn-to Additions		2015	\$ 220,000	\$ 50,000		\$ 60,000	\$ 60,000			\$ 120,000
Service Bay		2015	\$ 50,000	\$ 50,000						\$ -
Paving		2014								\$ -
Total Public Improvement			\$ 424,000	\$ 204,000	\$ -	\$ 60,000	\$ 60,000	\$ 50,000	\$ -	\$ 170,000

Technology Equipment										
Total Technology Equipment			\$ -	\$ -	\$ -	\$ -	\$ -	\$ -	\$ -	\$ -
Total All			\$ 1,174,000	\$ 954,000	\$ -	\$ 60,000	\$ 60,000	\$ 50,000	\$ -	\$ 170,000

Fund Request	Requested Amount	Prior Year's Funding	Approved					Total
			2017	2018	2019	2020	2021	
Equipment/Vehicles (DTR Fund)								\$ -
Public Improvement (DTR Fund)								\$ -
Technology (DTR Fund)								\$ -
Aging Millage								\$ -
Health Fund								\$ -
Justice Center Reserve Fund								
Transportation Fund	\$ 1,174,000	\$ 900,000	\$ 104,000	\$ 60,000	\$ 60,000	\$ 50,000		\$ 274,000
Total	\$ 1,174,000	\$ 900,000	\$ 104,000	\$ 60,000	\$ 60,000	\$ 50,000	\$ -	\$ 274,000

Multi-Year Projects



The Cascades



Project Description

The Cascades Falls Renovation Project's goal is to restore the falls to a condition acceptable to the public. The falls, built in 1929, have physically deteriorated over the year and the technology, electrical, and plumbing have been come functionally obsolete. All systems must be overhauled for the falls to remain effective for an extended period of time.

Over \$450,000 in donations was raised in 2014 for Phase I of the project. The amphitheater and wall around the Cascades was demolished in the winter and spring of 2015.



Total Cost: \$ 9,550,000

Project Funding

Project Funding has yet to be determined. A funding team has been created to initiate fund raising. The Board of Commissioners has already appropriated \$200,000 to the project. Engineering and demolition for Phase I is complete. Engineering for Phase II is complete. Fundraising for Phase II is underway.

The Cascades



Revenue Description	Project Estimate	Prior Years Funding	Year Funded					Project Total
			2016	2017	2018	2019	2020	
Year End Savings	300,000	300,000						\$ 300,000
General Fund								\$ -
Delinquent Tax Revolving Fund								\$ -
Debt								\$ -
State/Federal								\$ -
Grants	200,000	200,000	1,000,000					\$ 1,200,000
Other	150,000	150,000	1,000,000					\$ 1,150,000
Total Revenue	\$ 650,000	\$ 650,000	\$ 2,000,000	\$ -	\$ -	\$ -	\$ -	\$ 2,650,000

Expenditure	Project Total							
Planning	42,000	10,000						\$ 10,000
Design	764,000	120,000	50,000					\$ 170,000
Construction	8,786,000	410,000	950,000	2,508,000	2,010,000	2,000,000	1,674,000	\$ 9,552,000
Project/Construction Management		10,000	50,000					\$ 60,000
Debt Issuance Costs								\$ -
Project Contingency								\$ -
Total Expenditure	\$ 9,592,000	\$ 550,000	\$ 1,050,000	\$ 2,508,000	\$ 2,010,000	\$ 2,000,000	\$ 1,674,000	\$ 9,792,000

Balance	\$ (8,942,000)	\$ 100,000	\$ 950,000	\$ (2,508,000)	\$ (2,010,000)	\$ (2,000,000)	\$ (1,674,000)	\$ (7,142,000)
----------------	-----------------------	-------------------	-------------------	-----------------------	-----------------------	-----------------------	-----------------------	-----------------------

Operating Impacts	Current Year	2016	2017	2018	2019	2020	Total
Facility Operating Cost	-	-	-	-	-	-	-
Program Operating Cost	-	-	-	-	-	-	-
Total Operating Impacts	\$ -	\$ -	\$ -	\$ -	\$ -	\$ -	\$ -
Debt Service	-	-	-	-	-	-	-
Total Operating and Debt Service	\$ -	\$ -	\$ -	\$ -	\$ -	\$ -	\$ -
Operating Revenue	-	-	-	-	-	-	-
Net General Fund Requirement	\$ -	\$ -	\$ -	\$ -	\$ -	\$ -	\$ -

Airport Runway Safety Project



Project Description

The runway safety project entails two major components: the extension of Runway 14-32 from 3,500 feet in length to 4,000 feet long with the installation of safety areas at each end; and, the relocation of Runway 6-24 to an orientation of 7-25 complete with 1,000 feet safety areas at each end. Runway 7-25 will be 5,350 feet long. Both runways will be 100 feet wide. Construction of Runway 14-32 safety areas was completed in 2008.

The Runway 7-25 project has nearly completed the land and easement acquisition process. A new Snow Removal Equipment maintenance and storage building was constructed in 2012 along with a service road that connects the east airport hangar area with the main airport ramp system. The Snow Removal Equipment Building is located on Airport Road north of Wildwood Avenue.



Total Cost: \$ 22,536,435

Project Funding

The County matches State and Federal Dollars ranging from 2.5% to 10% depending on the year of funding and part of the project. The county's total match is estimated at \$1,112,500.

Airport Runway Safety Project



Revenue		Year Funded						
Description	Project Estimate	Prior Years Funding	2016	2017	2018	2019	2020	Project Total
Year End Savings								\$ -
General Fund								\$ -
Delinquent Tax Revolving Fund	1,053,851	289,750	350,000	350,000				\$ 989,750
Debt								\$ -
State/Federal		5,490,375	5,225,000	5,362,500				\$ 16,077,875
Grants								\$ -
Other (LOCAL)								\$ -
Total Revenue	\$ 1,053,851	\$ 5,780,125	\$ 5,575,000	\$ 5,712,500		\$ -	\$ -	\$ 17,067,625

Expenditure								Project Total
Planning		682,500	73,125					\$ 755,625
Design								\$ -
Construction		998,500	811,875	5,779,625	5,500,000	5,638,000		\$ 18,728,000
Project/Construction Management								\$ -
Debt Issuance Costs								\$ -
Project Contingency								\$ -
Total Expenditure	\$ -	\$ 1,681,000	\$ 885,000	\$ 5,779,625	\$ 5,500,000	\$ 5,638,000		\$ 19,483,625

Balance	\$ 1,053,851	\$ 4,099,125	\$ 4,690,000	\$ (67,125)	\$ (5,500,000)	\$ (5,638,000)		\$ (2,416,000)
----------------	---------------------	---------------------	---------------------	--------------------	-----------------------	-----------------------	--	-----------------------


Operating Impacts	Current Year	2016	2017	2018	2019	2020	
Facility Operating Cost	-	-	-	-	-	-	-
Program Operating Cost	-	-	-	-	-	-	-
Total Operating Impacts	\$ -	\$ -	\$ -	\$ -	\$ -	\$ -	\$ -
Debt Service	-	550,000	550,000	550,000	550,000	550,000	-
Total Operating and Debt Service	\$ -	\$ 550,000	\$ 550,000	\$ 550,000	\$ 550,000	\$ 550,000	\$ -
Operating Revenue	-	-	-	-	-	-	-
Net General Fund Requirement	\$ -	\$ 550,000	\$ 550,000	\$ 550,000	\$ 550,000	\$ 550,000	\$ -

Economic Development Land Assembly Project



Project Description

The Economic Development Strategic Plan includes a strategy to assemble viable shovel ready property within the county. This includes access to water, sewer, fiber, and transportation.



Total Cost: TBD

Project Funding

An initial seed allocation of \$226,000 is proposed for approval in 2016 from the sale of the Blackstone Property (former county animal shelter).

Economic Development Land Assembly Project



Revenue Description	Project Estimate	Prior Years Funding	Year Funded					Project Total
			2016	2017	2018	2019	2020	
Year End Savings								\$ -
General Fund								\$ -
Delinquent Tax Revolving Fund								\$ -
Debt								\$ -
State/Federal								\$ -
Grants								\$ -
Other (LOCAL)			226,000					\$ 226,000
Total Revenue	\$ -	\$ -	\$ 226,000	\$ -	\$ -	\$ -	\$ -	\$ 226,000

Expenditure								Project Total
Planning								\$ -
Design								\$ -
Construction								\$ -
Project/Construction Management								\$ -
Debt Issuance Costs								\$ -
Project Contingency			226,000					\$ 226,000
Total Expenditure	\$ -	\$ -	\$ 226,000	\$ -	\$ -	\$ -	\$ -	\$ 226,000

Balance	\$ -	\$ -	\$ -	\$ -	\$ -	\$ -	\$ -	\$ -
----------------	------	------	------	------	------	------	------	------

Operating Impacts	Current Year	2016	2017	2018	2019	2020	
Facility Operating Cost	-	-	-	-	-	-	-
Program Operating Cost	-	-	-	-	-	-	-
Total Operating Impacts	\$ -	\$ -	\$ -	\$ -	\$ -	\$ -	\$ -
Debt Service	-	-	-	-	-	-	-
Total Operating and Debt Service	\$ -	\$ -	\$ -	\$ -	\$ -	\$ -	\$ -
Operating Revenue	-	-	-	-	-	-	-
Net General Fund Requirement	\$ -	\$ -	\$ -	\$ -	\$ -	\$ -	\$ -

Road Projects



Transportation Improvement Plan

2016 PROJECTS				
Urban	STIP/TIP	Match	Total	
Robinson Rd Michigan Ave to McCain Rd	\$ 837,965	\$ 167,593	\$	1,005,558
Rural	STP	State D	Total	
Hardcastle Rd Horning Rd to M-124	\$ 450,000	\$ 150,000	\$	600,000
Berry Rd Eaton Rd to M-106	\$ 358,895	\$ 123,765	\$	482,660
		\$ 273,765	\$	1,082,660
Bridge	Local Bridge Funds	Match	Total	
W. Michigan Ave Parma Twp.	\$ 3,433,000	\$ 686,600	\$	3,433,000
Total	\$ 5,079,860	\$ 854,193	\$	5,521,218

2017 PROJECTS				
Urban	STIP/TIP	Match	Total	
Preventative Maintenance	\$ 374,708	\$ 74,942	\$	449,650
Rural	STP	State D	Total	
Dearing Road I-94 to Springport Rd	\$ 225,000	\$ 100,000	\$	325,000
East Michigan Ave Under NS Railroad Bridge	\$ 80,000	\$ 20,000	\$	100,000
Concord Rd M-60 to West Michigan Ave	\$ 200,000	\$ 100,000	\$	300,000
Territorial Rd. Lansing Ave to Bunkerhill Rd	\$ 197,073	\$ 65,659	\$	262,732
Preventative Maintenance	\$ 125,000	\$ 35,000	\$	160,000
		\$ 320,659	\$	1,147,732
Total	\$ 1,201,781	\$ 74,942	\$	1,597,382

Unfunded Projects



Project Name	Facility/Department	Cost
Cascades Short Course Parking Lot	Parks	\$ 80,000
Sparks Park Lagoon Dredging	Parks	\$ 2,000,000
Swains Lake Shoreline Restoration	Parks	\$ 80,000
Cascades Play Structure	Parks	\$ 60,000
Cascades Falls Renovation Project	Parks	\$ 9,550,000
Vandercook Lake Parking Lot	Parks	\$ 100,000
Clear Lake Project	Parks	\$ 150,000
Trail Connector Project	Parks	\$ 100,000
Golf Course Cart Path Project	Parks	\$ 100,000
Golf Course Irrigation Replacement	Parks	\$ 550,000
Total Unfunded Projects		\$ 12,770,000

Notes

- MFP Lease vs Buy Follow up From Don: Always cheaper to buy upfront, but need to have the funds to do that. Cost per month, per machine to to lease versus own is anywhere from \$25 to \$36 per month.
- Computer replacement at the Jail Looks like they are asking for more machines than they have. These are normal machines and should come out of the computer repalcement fund.
- FOC Onbase Cost Needs to move from the Capital to the Departmental Budget to make sure it gets reimbursed through the state.
- Health Department Wifi \$20k -
- Parks Tablets Todd wants to have a tablet to order parts from the garage. They have phones out there so they should be able to use VOIP. Need to investigate the connections in the facility.